

Wall/Ceiling Fans - Standard

These fans are designed for easy installation and efficient operation. 5 year warranty.

Pro-Series Low Profile	Duct (mm)	Fan Type	Max. Fan Watts (W)	Max. Fan Pressure (Pa)	Free Air Fan Performance		Specific Fan Power (W/l/s)	Sound dB(A)	Fascia	Switching	Model	Order Code
					(l/s)	(m ³ /hr)						
	150	Axial	20	60	101	364	0.20	40	White Square	Standard	XFLP150SS	FAN0594
									Black Square		XFLP150SS	FAN1233
									White Round		XFLP150CS	FAN0609
									Black Round		XFLP150CS	FAN1234
									Square	Timer	XFLP150ST	FAN0595
									Round		XFLP150CT	FAN0610
	125	Axial	20	35	36	130	0.56	41	Square	Standard	XFLP125SS	FAN0589
									Round		XFLP125CS	FAN0604
									Square	Timer	XFLP125ST	FAN0590
									Round		XFLP125CT	FAN0605

Classic Standard Profile	Duct (mm)	Fan Type	Max. Fan Watts (W)	Max. Fan Pressure (Pa)	Free Air Fan Performance		Specific Fan Power (W/l/s)	Sound dB(A)	Fascia	Switching	Model	Order Code
					(l/s)	(m ³ /hr)						
	300	Axial	82	60	306	1100	0.27	60	Square	Standard	XFS300S	FAN2040
	230	Axial	45	50	152	550	0.30	50	Square	Standard	XFS230S	FAN0374
	150	Axial	25	60	101	364	0.25	40	Square	Standard	XF150S	FAN0120
										Pull Cord	XF150P	FAN0126
										Timer	XF150T	FAN0127
										PIR	XF150PIR	FAN0124
	125	Axial	20	35	36	130	0.56	41	Square	Standard	XF125S	FAN0072
										Pull Cord	XF125P	FAN0074
										Timer	XF125T	FAN0075
	100	Axial	20	20	23	85	0.87	41	Square	Standard	XF100S	FAN0046
										Pull Cord	XF100P	FAN0047
										Timer	XF100T	FAN0048

Note: Installed system performance is always influenced by duct length and layout

Switching Options

Standard Remote switch (not supplied).


Timer Remote switch (not supplied). Fan continues operating for preset time after switching off.

All timers are 1-20 minute adjustable and require permanent and switched phase.

Pull Cord Integral part of fan.

Wall/Ceiling Fans - Standard

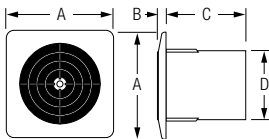
Accessories

Fascia	Model	Duct	Round		Square		
			White	Chrome	White	Satin Silver	Chrome
	XFLP	150mm	FAN0750	-	FAN0749	FAN2071	FAN0598
		125mm	FAN0748	FAN0757	FAN0747	FAN2068	FAN0755

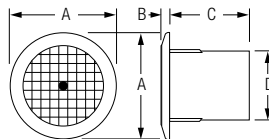
Dimensions (mm)

Model	Cut-Out Size	A	B	C	D	E
XFLP150S	173	191	10	122	150	-
XLFP150C	173	198	10	122	150	-
XLFP125S	140	161	10	122	118	-
XLFP125C	140	165	10	122	118	-
XFS300	310	362	156	81	75	300
XFS230	265	286	141	75	66	230
XF150	160	200	27	74	148	-
XF150PIR	160	200	55	90	200	-
XF125	140	168	27	74	118	-
XF100	112	155	27	74	98	-

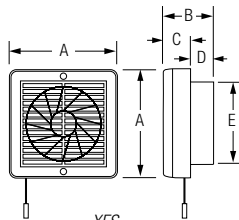
Please note: Fan cut-out size is a nominal diameter.



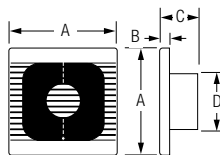
XFLP S



XFLP C



XFS



XF

Technical

Supply	220-240V AC, 50Hz
Max. Operating Temp	50°C
IP Rating	IPX4