


Grilles/Cowls/Domes

Weatherproof Cowls




Description	Duct (mm)	Mesh Option	Colour	Order Code
General Purpose Stainless Steel 304* * This product listing does not imply that it is recommended that 304 stainless steel is satisfactory in marine environments	200	Mesh only	Stainless Steel	DCT4350
	150	Mesh and Flap	Stainless Steel	DCT3616
		Mesh only	Stainless Steel	DCT3611
	125	Mesh and Flap	Stainless Steel	DCT3615
		Mesh only	Stainless Steel	DCT3618
	100	Mesh and Flap	Stainless Steel	DCT3614
Mesh only		Stainless Steel	DCT3617	
Plastic	150	Mesh and Flap (Comes with aluminium fixed louvre)	White	DCT1031
			Gloss Black	DCT4316
			Matte Black	DCT4261
			Pre-Primed	DCT4299
	125	Mesh and Flap	White	DCT1030
			Matte Black	DCT4399
			Pre-Primed	DCT4324
	100	Mesh and Flap	White	DCT0018
			Matte Black	DCT4400
			Pre-Primed	DCT4323
		Typhoon - Circular	Brown	DCT0019
		Round - White	DCT4572	

- High quality designer stainless steel finish with stainless steel wire mesh
- Designed for use where adverse weather conditions are experienced
- Comes standard with wire mesh

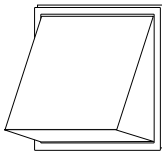
Optional Inserts

Duct (mm)	Description	Order Code
200-250	for 200mm and 250mm Grilles	DCT0373
150	for 150mm Grilles	DCT0207
125	for 125mm Grilles	DCT0208
100	for 100mm Grilles	DCT0371
150	Bird Mesh	DCT2263
150	Aluminium Fixed Louvre	DCT2599



Dimensions (mm)

Description	Duct	Face Size W x H	Spigot		Cut-Out Size
			Diameter	Length	
Stainless Steel	200	252 x 252	Ø 196	80	Ø 215
	150	180 x 180	Ø 145	62	Ø 160
	125	180 x 180	Ø 120	52	Ø 140
	100	150 x 150	Ø 97	52	Ø 115
Plastic	150	175 x 175	Ø 152	35	Ø 165
	125	175 x 175	Ø 123	27	Ø 140
	100	140 x 140	Ø 99	35	Ø 115
	Typhoon - 100	Ø 180	Ø 180	-	Ø 105



Grilles/Cowls/Domes

Weatherproof Domes



Description	Duct (mm)	Colour	Order Code
Stainless Steel 304	200	Stainless Steel	DCT4616
	150	Stainless Steel	DCT2159
	125	Stainless Steel	DCT2158
	100	Stainless Steel	DCT2157

- High quality stainless steel dome cowl for a modern stylish look
- Designed for exhaust and supply ventilation
- Generally mounted on an external wall, however they can be mounted internally
- Insect mesh included
- Product does not have a backdraught shutter

Dimensions (mm)

Description	Duct	Face Size	Spigot		Cut-Out Size
			Diameter	Length	
Stainless Steel	200	Ø 290	Ø 195	75	Ø 200
	150	Ø 200	Ø 145	62	Ø 155
	125	Ø 180	Ø 120	52	Ø 140
	100	Ø 140	Ø 97	52	Ø 115

