DATA SHEET

DEFENSOR MD 200° 24 IR 1C IP55 AN

Item number EM10025365

GTIN 4015120025365



5 YEARS MANUFACTURER WARRANTY

Ø 24 m | 200° | ON/OFF | IP55 | 1 CH | IR

Product description

- Motion detector with 200° field of detection and range with 24-m diameter (tangential)
- Factory settings ensure immediate operability
- Easy through-wiring thanks to double diaphragm line entry, including for earthing cable with a diameter of 15 mm
- Very high overvoltage protection (surge 2 kV, burst 4 kV)
- Zero-cross switching for LED switching that protects the relay

Special Product Features:

- One-hand plug-in base
- Simple parameterisation, remote control and documentation with ESY-Pen and ESY-App
- Zero-cross switching

Technical data

GENERAL	
Device category	Outdoor motion detector
Product information	Please note the Explanation of circuit breaker in the download area of the product! Intense sunlight over a longer period of time can change the color tone.
Included in delivery	Includes lens mask
User interface	IR remote control
Remote controllable	✓
Conformity	CE, EAC, RoHS, WEEE
Warranty	5 years

ATTACHMENT	
Installation type	Surface mounting
Installation position	Wall
Type of connection	Push terminal
Connectable wire cross section	0.75 – 2.5 mm²
Number of contacts	5

HOUSING	
Dimensions	Length 108 mm x Width 92 mm x Height 108 mm
Weight	232 g
Material	UV-resistant plastic
Protection type	IP55
Permissible ambient temperature	-25 °C...+50 °C
Relative humidity	10 – 90%, non-condensing
Impact resistance	IK07
Colour	graphite grey, similar to RAL 7024

ELECTRICAL VERSION	
Control system	ON/OFF
Protection class	II
Nominal voltage	220 – 240 V ~ / 50 – 60 Hz
In-rush current	800 A / 200 µs
Stand-by consumption	< 0.5 W

SENSORS	
Detection angle	200° horizontally rotatable +/- 30°, vertically tiltable by -10°
Detection range tangential Manual measurement	Ø 24 m
Detection range radial Manual measurement	Ø 8 m
Field of detection	up to 252 m²
Range adjustment	Mechanical, electronic
Recommended installation height	3 m
Max. mounting height	5 m
Light measurement	Daylight
Level of brightness	2 – 2000 lx

CHANNELS (LIGHTING / HVAC)	
Number of light channels	1
Push button input lighting	1
Push button input HVAC	-
Number of parallel switchable detectors	10
Slave input	-
Constant light control	-
Channel	**C1** Lighting
Function	Switching

DATA SHEET

DEFENSOR MD 200° 24 IR 1C IP55 AN

Item number	GTIN
EM10025365	4015120025365

Switching capacity	230 V/50 - 60 Hz 2300 W / 10 A (cos phi = 1), 1150 VA / 5 AX (cos phi = 0,5) 600 W LED
Switch contact	make contact / non-floating

Push button input	✓
Impulse mode	✓
Switch-off delay time	60 s...240 min (adjustable in steps)

Factory settings

GENERAL	
Sensitivity	100 %

CHANNELS (LIGHTING / HVAC)	
Channel	**C1** Lighting

Operating mode	fully automatic
Level of brightness/switching threshold	20 lx
Switch-off delay time	5 min

Accessories

Product designation	Item number	Product description	GTIN
Adapter			
DEFENSOR SPACER AN	EM10025433	Spacer for DEFENSOR series, anthracite	4015120025433
Mounting			
DEFENSOR EDGE MOUNTING AN	EM10025457	Corner bracket for DEFENSOR series, anthracite	4015120025457
Remote control			
ESY-Pen	EP10425356	ESY-Pen and ESY-App, two tools for every task: (1) Parameterisation, (2) remote control, (3) light measurement, (4) project management	4015120425356
DEFENSOR REMOTE CONTROL	EM10025501	IR remote control for quickly and easily adjusting the level of brightness, switch-off delay time, detection sensitivity and other parameters.	4015120025501
DEFENSOR REMOTE CONTROL USER	EM10025495	IR remote control for end users of the DEFENSOR series: Setting the level of brightness, the switch-off delay time (5 or 15 minutes) and light ON/OFF for 12 hours	4015120025495

Field of detections

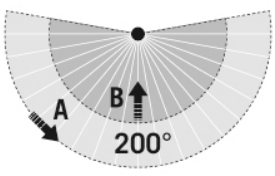

Detection range

Installation height	Tangential A Manual measurement	Radial B Manual measurement
3 m	Ø 24 m	Ø 8 m

DATA SHEET

DEFENSOR MD 200° 24 IR 1C IP55 AN

Item number	GTIN
EM10025365	4015120025365

Dimension drawing

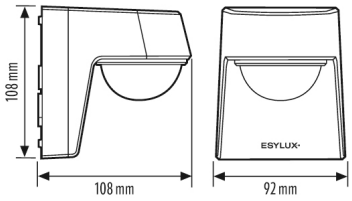

Circuit diagram

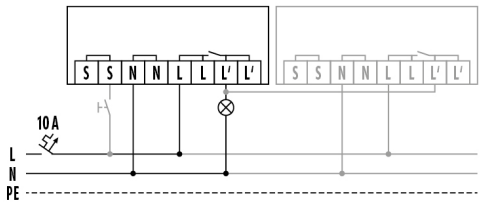

Standard with optional control via a closing button and parallel wiring of max. ten devices.

Circuit diagram

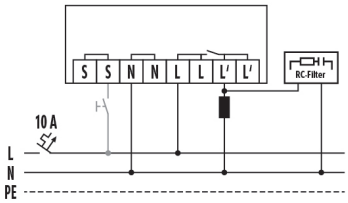

When connecting inductors (e.g. relays, contactors, ballasts) the use of a filter (RC-Filter) may be necessary.

Detailed product description

- Motion detector with 200° field of detection and range with 24-m diameter (tangential)
- Password protection against unauthorised parameterisation
- Factory settings ensure immediate operability
- Easy to configure using the ESY Pen and ESY app
- Simple installation with push terminals up to 2.5 mm2
- Easy through-wiring thanks to double diaphragm line entry, including for earthing cable with a diameter of 15 mm
- Masking of fields of detection thanks to the lens mask that can be cut to size
- Very high overvoltage protection (surge 2 kV, burst 4 kV)
- Zero-cross switching for LED switching that protects the relay
- Switch input
- Impulse feature
- Special bracket for mounting on inner and outer corners, available as accessory