

DATA SHEET

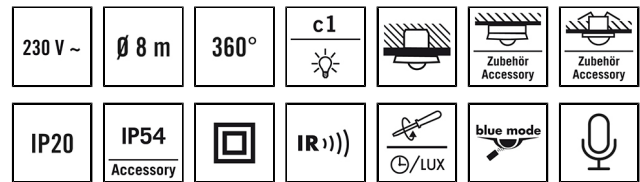
MD-C 360i/8 MIC

Item number **GTIN**
 EP10425875 4015120425875



Technical data

GENERAL	
Device category	Ceiling-mounted motion detector
Product information	Please note the Declaration of circuit breaker in the download area of the product!
User interface	Adjusting controller, IR remote control
Remote controllable	✓
Conformity	CE, EAC, RoHS, WEEE
Warranty	5 years
ATTACHMENT	
Installation type	Recessed mounting / device box (Ø 68 mm)
Installation position	Ceiling
Installation dimension	Installation depth: 24 mm, Ø 60 mm
Type of connection	Push terminal
Connectable wire cross section	1,50 – 2,50 mm ²
HOUSING	
Dimensions	Height/Depth 62 mm, Ø 108 mm
Weight	146 g
Material	UV-stabilised polycarbonate
Protection type	recessed-mounted IP20, IP20/IP54 with surface-mounted box (order separately), IP20 as recessed ceiling-mounted version (order installation set separately)
Permissible ambient temperature	-25 °C...+50 °C
Relative humidity	5 - 93 %, non-condensing
Colour	white, similar to RAL 9010
ELECTRICAL VERSION	



Product description

- Motion detector with **360° field of detection** for ceiling mounting
 - **Range of up to 8 m** in diameter at a recommended installation height of 3 m (maximum mounting height 5 m)
 - **In-built acoustic sensor** for optimum use in complex and angular rooms with no or little natural lighting
 - 16 A high-performance relay (tungsten pre-contact)
 - Default settings ensure immediate operability
- Offers special product features like:**
- Acoustic sensor
 - Simple parameterisation, remote control and documentation with ESY-Pen and ESY-App

Control system	ON/OFF
Protection class	II
Nominal voltage	230 V AC / 50 Hz
In-rush current	800 A / 200 µs
Power consumption	0,3 W

SENSORS	
Detection angle	360°
Detection range diagonally	Ø 8 m
Detection range head-on	Ø 6 m
Field of detection	up to 50 m ²
Recommended installation height	3 m
Max. mounting height	5 m
Light measurement	mixed light
Level of brightness	5 – 2000 lx

CHANNELS (LIGHTING / HVAC)	
Number of light channels	1
Push button input lighting	1
Push button input HVAC	–
Number of parallel switchable detectors	10
Slave input	–
Mode	Semi-automatic, Fully automatic
Switching delay from "dark to light"	0 s
Switching delay from "light to dark"	30 s
Constant light control	–
Channel	C1 Lighting
Function	Switching

DATA SHEET

MD-C 360i/8 MIC

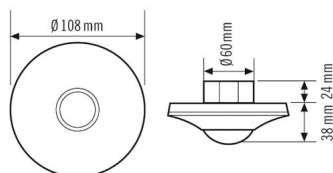
Item number	GTIN
EP10425875	4015120425875

Switching capacity	230 V/50 Hz, 16 AX	Push button input	✓
	2300 W/10 A (cos phi = 1)	Impulse feature	✓
	1150 VA/5 A (cos phi = 0,5) 600 W LED	Switch-off delay time	60 s...30 min (adjustable in steps)
Switch contact	make contact / non-floating		

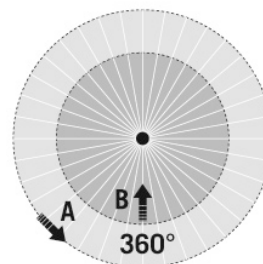
Accessories

Product designation	GTIN
Cover	
COMPACT COVER SET 8 SR	4015120425936
Electrical accessories	
FILTER 230 V	4015120426988
Mounting	
COMPACT MOUNTING BOX IP20 SM WH	4015120425370
COMPACT MOUNTING BOX IP20 SM SR	4015120425387
COMPACT MOUNTING BOX IP54 SM WH	4015120425905
COMPACT MOUNTING BOX IP54 SM SR	4015120425912
MOUNTING SET IP20 FM 62 WH	4015120425929
COMPACT MOUNTING BOX IP54 SM BK	4015120426940
COMPACT MOUNTING BOX IP20 SM BK	4015120426933
Protection	
BASKET GUARD ROUND SMALL	4015120425615
BASKET GUARD ROUND LARGE	4015120425608
Remote control	
ESY-Pen	4015120425356
REMOTE CONTROL MDi/PDi	4015120425509

Scale drawing



Field of detections



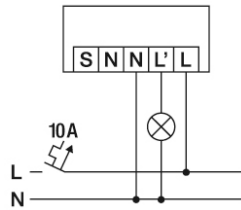
Detection range

Diagonally (A)	Ø 8 m
Frontal (B)	Ø 6 m

MD-C 360i/8 MIC

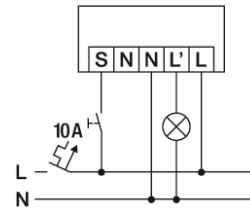
Item number GTIN
 EP10425875 4015120425875

Circuit diagram



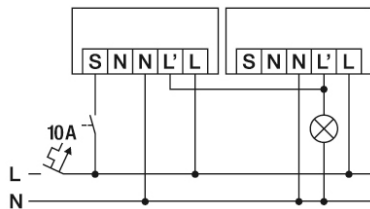
Standard operation

Circuit diagram



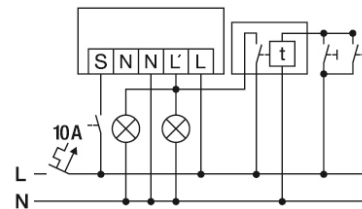
Standard operation with additional control by means of a closing button. If required, the light can be manually switched on or off with the button.

Circuit diagram



A maximum of 10 devices can be connected in parallel.

Circuit diagram



Parallel connection with automatic stairwell light.