

# CLASSROOM-SETS ARE **ESY**, BECAUSE THEY OPTIMISE CONDITIONS FOR LEARNING

THE INTELLIGENT  
AUTOMATION AND  
LIGHT SOLUTION  
FOR CLASSROOMS



# BEST LIGHT FOR

# BETTER MARKS

## THE PLUG-AND-PLAY SOLUTION FOR THE CLASSROOM

Whether it's researching, discussing or accessing knowledge together – for many years the classroom has been one of the most important places for people to learn the ropes for a successful future. And the ideal surrounding conditions for such an environment are provided thanks to intelligent lighting that always delivers the right light at the right time, is always bright enough, and yet remains flicker- and glare-free.

The ESYLUX CLASSROOM- and EDUCATION-SETS provide classrooms of a standard size of around 60 m<sup>2</sup> with a pre-configured system solution that fundamentally and comprehensively improves the learning atmosphere. They do so through human-centric lighting that is invigorating yet at the same time promotes concentration, as well as daylight-dependent adaptive HCL light control and automatic presence-dependent light switching that reduces energy consumption to a minimum. The push button allows individual scenes to be manually overridden and accessed at any time, while board lighting is also integrated via the DALI switch and can be turned off as required, depending on presence.

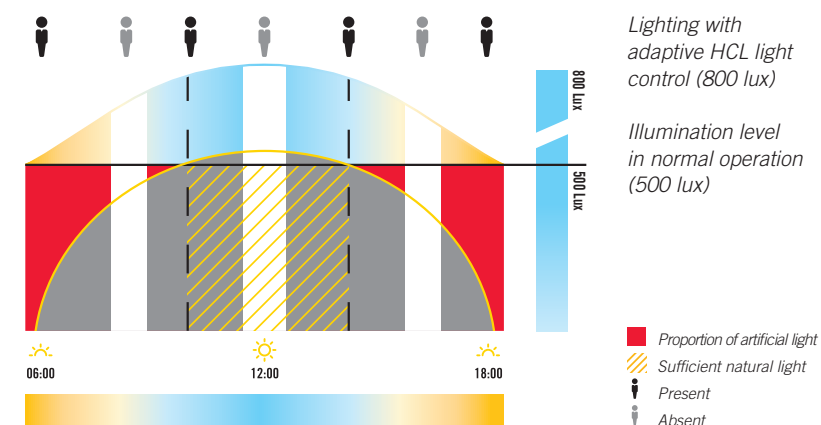
Planners and installers also benefit. This is because with the sets they receive all of the individual components for a standard room under a single item number: LED lights, control units, sensor systems, switching modules, push buttons and cables. Installation via plug-and-play does not require any programming effort and based on factory settings, is designed to be used immediately therefore also suitable for rapid modernisation in day-to-day use.



\* Ex factory designed for a minimum illuminance of 500 lux (regular operation adult education). Use the ESY Pen and ESY app to easily activate a different room profile (e.g. for lessons with min. 300 lux).

### YOUR BENEFITS AT A GLANCE

- Pre-configured, pre-finished complete solution for classrooms
- Simple, quick and convenient installation through plug-and-play
- Better learning with the right light thanks to SymbiLogic technology
- Daylight-dependent adaptive HCL light control
- Individual control of lights based on their proximity to windows
- Energy-efficient presence-dependent switching
- Pre-defined scenes for various tuition situations
- Scenes available at the push of a button
- Energy-efficient, low-maintenance LED lighting
- Future-proof technology with a 5-year warranty



ESYLUX SymbiLogic technology: presence- and daylight-dependent adaptive HCL light control.



# PRODUCT PACKAGES

## CLASSROOM

|  |                                       |  |                   |
|--|---------------------------------------|--|-------------------|
| <b>CLASSROOM-SET 1</b> consisting of:<br>CELINE 600 TW MILKY CLASSROOM SET ELC |                                       |  | <b>EQ10129971</b> |
| 12x  | CELINE 600 30W TW MILKY ELC SATELLITE |  | EQ10122040        |
| 1x   | SMARTDRIVER x4 TW ELC                 |  | EC10430572        |
| 1x   | SMARTDRIVER x8 TW ELC                 |  | EC10431036        |
| 2x   | BOARDLIGHT 1200 36W 4K ON/OFF         |  | E010849817        |
| 2x   | BOARDLIGHT Wall Arm WH                |  | E010849831        |
| 1x   | PD-C 360i/8 ELC                       |  | EP10427602        |
| 1x   | PD-C 360i/24 ELC                      |  | EP10427619        |
| 1x   | SW DALI Semi Automation               |  | EP10427480        |
| 1x   | PUSH BUTTON x8 CLASSROOM ELC          |  | EC10431241        |
| 1x   | Cable Set RJ45 10m TW x4              |  | EC10431135        |
| 1x   | Cable Set RJ45 10m TW x8              |  | EC10431210        |

|   |   |  |                   |
|---|---|--|-------------------|
| <b>CLASSROOM-SET 2</b> consisting of:<br>CELINE 1200 TW MILKY CLASSROOM SET ELC |   |  | <b>EQ10129988</b> |
| 8x  | CELINE 1200x300 30W TW MILKY ELC SATELLITE    |  | EQ10126123        |
| 4x  | CELINE 1200x300 30W TW MILKY ELC PD SATELLITE |  | EQ10126260        |
| 1x  | SMARTDRIVER x4 TW ELC                         |  | EC10430572        |
| 1x  | SMARTDRIVER x8 TW ELC                         |  | EC10431036        |
| 2x  | BOARDLIGHT 1200 36W 4K ON/OFF                 |  | E010849817        |
| 4x  | BOARDLIGHT Wall Arm WH                        |  | E010849831        |
| 1x  | SW DALI Semi Automation                       |  | EP10427480        |
| 1x  | PUSH BUTTON x8 CLASSROOM ELC                  |  | EC10431241        |
| 1x  | Cable Set RJ45 10m TW x4                      |  | EC10431135        |
| 1x  | Cable Set RJ45 10m TW x8                      |  | EC10431210        |

|   |                                       |  |                   |
|---|---------------------------------------|--|-------------------|
| <b>EDUCATION-SET 1</b> consisting of:<br>CELINE 600 TW MILKY EDUCATION SET-12 ELC |                                       |  | <b>EQ10132223</b> |
| 12x   | CELINE 600 30W TW MILKY ELC SATELLITE |  | EQ10122040        |
| 1x  | SMARTDRIVER x4 TW ELC                 |  | EC10430572        |
| 1x  | SMARTDRIVER x8 TW ELC                 |  | EC10431036        |
| 1x  | PD-C 360i/8 ELC                       |  | EP10427602        |
| 1x  | PD-C 360i/24 ELC                      |  | EP10427619        |
| 1x  | PUSH BUTTON x8 CLASSROOM ELC          |  | EC10431241        |
| 1x  | Cable Set RJ45 10m TW x4              |  | EC10431135        |
| 1x  | Cable Set RJ45 10m TW x8              |  | EC10431210        |

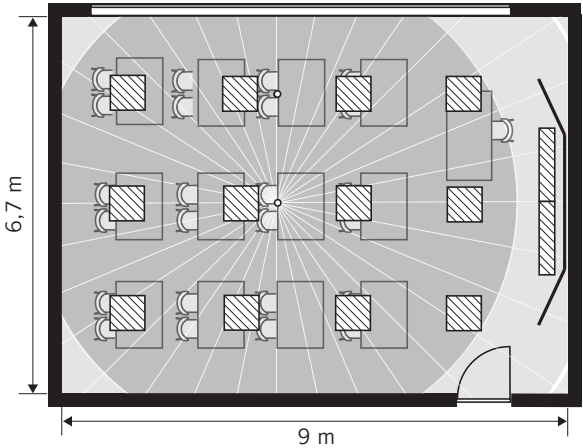
|  |                                       |  |                   |
|--|---------------------------------------|--|-------------------|
| <b>EDUCATION-SET 2</b> consisting of:<br>CELINE 600 TW MILKY EDUCATION SET-9 ELC |                                       |  | <b>EQ10132216</b> |
| 9x   | CELINE 600 30W TW MILKY ELC SATELLITE |  | EQ10122040        |
| 1x   | SMARTDRIVER x4 TW ELC                 |  | EC10430572        |
| 1x   | SMARTDRIVER x6 TW ELC                 |  | EC10431005        |
| 1x   | PD-C 360i/8 ELC                       |  | EP10427602        |
| 1x   | PD-C 360i/24 ELC                      |  | EP10427619        |
| 1x   | PUSH BUTTON x8 CLASSROOM ELC          |  | EC10431241        |
| 1x   | Cable Set RJ45 10m TW x4              |  | EC10431135        |
| 1x   | Cable Set RJ45 10m TW x6              |  | EC10431173        |

**FREELY CONFIGURABLE FOR ALL DIMENSIONS**

In addition to the pre-configured, ready-to-install sets, we also offer the option of compiling individual ELC solutions with system components and supplementary devices – for every application, every room dimension and every budget.

[www.esylux.com](http://www.esylux.com)

Planning example of installation of CLASSROOM-SET 1 in a typical classroom approximately 60 m² in size. Room height 3 m, planning criterion 500 lux (suitable for adult education) at a working level of 0.75 m. The second presence detector enables individual lighting control and use of daylight in areas close to windows.



### CLASSROOM-SETS

Using SymbiLogic's biologically effective illumination, the lighting system used by the CLASSROOM-SET improves vitality and the ability to concentrate during tuition, and promotes restful sleep during the night – while delivering maximum energy efficiency. The ESYLUX push button enables the system to be adapted to different situations at any time. Shiftable glare-free board illumination ensures that presentations are seen in the best possible light.



12x CELINE 600/600 (Set 1) or 8x CELINE 1200/300 (Set 2)



1x SMARTDRIVER x4 TW ELC  
1x SMARTDRIVER x8 TW ELC



1x PD-C 360i/8 ELC  
(Presence detector)



1x PD-C 360i/24 ELC  
(Presence detector)



1x PUSH BUTTON x8  
CLASSROOM ELC




2x BOARDLIGHT




1x SW DALI  
(DALI-Switch)

### EDUCATION-SETS


For educational institutions without panel lighting, such as day nurseries.




12x CELINE 600/600 (Set 1) or 9x CELINE 600/600 (Set 2)




1x SMARTDRIVER x4 TW ELC  
1x SMARTDRIVER x8 TW ELC  
or  
1x SMARTDRIVER x4 TW ELC  
1x SMARTDRIVER x6 TW ELC



1x PD-C 360i/8 ELC  
(Presence detector)



1x PD-C 360i/24 ELC  
(Presence detector)



1x PUSH BUTTON x8  
CLASSROOM ELC

**ESYLUX Deutschland GmbH**

An der Strusbek 40  
22926 Ahrensburg | Deutschland  
t: +49 4102 489 0  
f: +49 4102 489 333  
info@esylux.de  
www.esylux.de

**ESYLUX Belgium nv**

Vlamstraat 7 bus 2  
9450 Denderhoutem-Haaltert | België  
t: +32 53 850 570  
f: +32 53 850 579  
info@esylux.be  
www.esylux.be

**ESYLUX Danmark ApS**

Kokholm 3A  
6000 Kolding | Danmark  
t: +45 76 72 90 90  
info@esylux.dk  
www.esylux.dk

**ESYLUX France SARL**

5 rue de Castiglione  
75001 Paris | France  
t: +33 1 5345 10 55  
info@esylux.fr  
www.esylux.fr

**ESYLUX Nederland B.V.**

Leeghwaterstraat 35  
3364 AE Sliedrecht | Nederland  
t: +31 184 647 000  
f: +31 184 647 070  
info@esylux.nl  
www.esylux.nl

**ESYLUX Norge AS**

Strandveien 33  
1366 Lysaker | Norge  
t: +47 2255 52 00  
f: +47 2255 52 01  
info@esylux.no  
www.esylux.no

**ESYLUX Österreich GmbH**

Hafenstraße 2A  
4020 Linz | Österreich  
t: +43 732 788 188 0  
f: +43 732 788 188 7039  
info@esylux.at  
www.esylux.at

**ESYLUX Portugal, Lda.**

Lagoas Park Edifício 8, Piso 1  
2740-244 Porto Salvo | Portugal  
t: +351 214 236 170  
f: +351 214 236 179  
comercial@esylux.pt  
www.esylux.pt

**ESYLUX Russia**

ООО "ИЗИЛЮКС РУ"  
ул. Лётная, д. 21, пом. VI  
141018, г. Мытищи,  
Московская область | Россия  
t: +7 495 782 72 40  
info@esylux.ru  
www.esylux.ru

**ESYLUX Suomi Oy**

Äyritie 12 B  
01510 Vantaa | Suomi  
t: +358 20 779 26 60  
info@esylux.fi  
www.esylux.fi

**ESYLUX Sverige AB**

Färögatan 33  
164 51 Kista | Sverige  
t: +46 470 853 00  
f: +46 470 853 53  
info@esylux.se  
www.esylux.se

**ESYLUX Swiss AG**

Steinackerstrasse 29  
Postfach  
8302 Kloten | Schweiz  
t: +41 44 808 61 00  
f: +41 44 808 61 61  
info@esylux.ch  
www.esylux.ch

**ESYLUX Asia Ltd.**

No. 4 32/F Saxon Tower  
7 Cheung Shun Street  
Lai Chi Kok | Kowloon | Hong Kong  
t: +852 3107 89 12  
f: +852 3107 89 99  
sales@esylux.com.hk  
www.esylux.com.hk

**ESYLUX GmbH (Export)**

An der Strusbek 40  
22926 Ahrensburg | Germany  
t: +49 4102 888 80 0  
f: +49 4102 888 80 441  
sales@esylux.com  
www.esylux.com



www.esylux.com

Photo credits:  
istock: 495482808, 488715632, 475923646 |  
Thinkstock: 664765172, 177858625 | Shutterstock:  
361226012