

IMPROVING WORKSPACES. **ESY!**

**INTELLIGENT LIGHTING
AND AUTOMATION
SOLUTIONS FOR OFFICES**

LIGHT, AIR, FUTURE, DONE

MANAGE ALL REQUIREMENTS FOR ENERGY EFFICIENCY AND COMFORT IN THE WORKPLACE AUTOMATICALLY

From the beginning, sunlight and fresh air have been nature's way of regulating human behaviour. Light controls our circadian rhythm, and determines when we wake up, work, and go to sleep. Air supplies us with oxygen, which is vital for life and energy, keeps us awake and allows us to concentrate. In times in which humans are increasingly working in enclosed spaces, we are often missing this natural regulation. The consequences: Difficulty concentrating, weariness and sleeping disorders. However, at the same time, the modern working world is continually demanding increasing productivity and creativity. We therefore need a new form of management: A form that takes into account the basic human requirements while also taking a wholly new approach. Welcome to ESYLUX.

ESYLUX is a specialist for innovative, demand-driven solutions that improve all workspaces. Just like a good manager, ESYLUX combines its versatile competences intelligently: Today, we use our many years of experience in sensor-based building automation in the development of ground-breaking LED lighting and thus create a synergy of automation and light. Whenever and wherever the sun rays are not sufficient enough, we can supplement them or provide adequate substitution with our biologically effective lighting. If room air quality is a factor, it is detected and optimised by multi-sensory presence detectors. From the reception area to the management floor, from the open-plan office to the canteen: Light and air are always controlled to enable the human to focus fully on their work, with no unnecessary loss of their energy or building energy.

At the same time, apart from high quality, efficiency, and economic viability, ESYLUX also provides one factor above all: simplicity. Because our solutions will only fulfil the demands of modern life if they are easy to plan, install, and operate. ESY as one, two, three.



CONTENTS

AUTOMATION AND LIGHT MANAGEMENT FOR EVERY ROOM

No matter what work is being done for any project, at any level or in any space: The requirements for a long-term success in the office are clever strategies, efficient use of resources and convincing performance – just like the innovative automation and light solutions from ESYLUX. They intelligently control light and room climate, use energy depending on demand where it is required and impress with durable performance. They make everything easy because they adapt to all requirements, are always easy to install and make ground-breaking technology as simple as possible for our customers and partners. Now discover with ESYLUX the many sides of efficient automation and light management. For every project, every floor, and every room.

IMPROVING WORKPLACES WITH ESYLUX

02



EFFICIENCY IN THE OFFICE	06
HUMAN CENTRIC LIGHTING	10
HIGH LIGHT QUALITY	14
GOOD INDOOR AIR	16
CONVENIENT OPERATION	18
FLEXIBLE LIGHT SCENES	20
SAFETY 24 HOURS A DAY	22
MODERNISE AND RENOVATE	24
EFFICIENCY	26

SOLUTIONS FOR EVERY ROOM

28

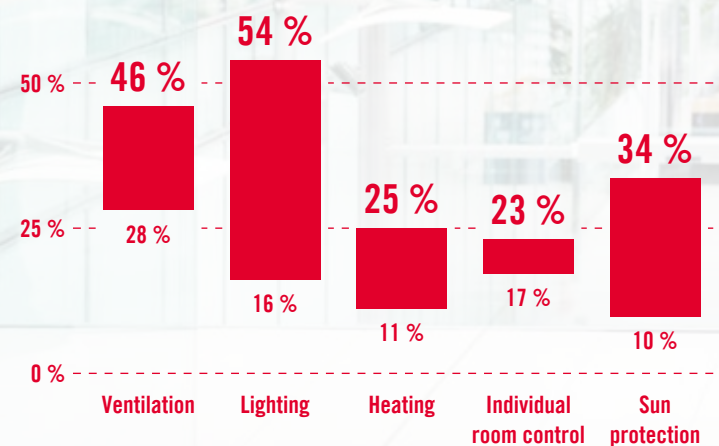


ENTRANCE AREAS	30
CORRIDORS	32
STAIRCASES	34
OPEN-PLAN OFFICES	36
STANDARD INDIVIDUAL OFFICES	38
EXCLUSIVE INDIVIDUAL OFFICES	40
MEETING ROOMS	42
SIDE ROOMS	44
SANITARY FACILITIES	46
CANTEENS	48
OUTDOOR AREAS	50
OVERVIEW	52
SERVICES	54

UTILISING **POTENTIAL**

INCREASE EFFICIENCY IN THE OFFICE ON ALL LEVELS

ENERGY SAVING POTENTIAL OF DEMAND-DRIVEN BUILDING
AUTOMATION (MIN./MAX.)



Source: Zentralverband Elektrotechnik- und Elektroindustrie e.V. (ZVEI)/
Biberach University of Applied Sciences

Any office in which large numbers of people come together in a busy working environment usually also requires a high consumption of energy: Artificial light illuminates the working spaces, ventilation delivers fresh oxygen, while the air conditioning or heating optimises the temperature. Energy efficiency is therefore a central topic in the modernisation of office buildings.

From a global perspective, the key issue is increasing sustainability in order to protect the global climate and natural resources – which is why relevant political objectives are already in place in many countries to directly influence the technical equipment of buildings. However, from the perspective of building operators and investors, the upgrade to modern technology is always worth it. Since an energy-efficient, demand-driven operation means a significant reduction of energy costs with fast payback. And that not only applies for new buildings. The consumption values of older buildings are far higher than average and reveal a clear savings potential. ESYLUX provides the perfect solution: Intelligent solutions that combine a demand-driven sensor system with economical LED lighting – and therefore provide the maximum energy efficiency.

ESYLUX SETS STANDARDS WHETHER ALONE OR IN A GROUP

As specialists in energy-efficiency solutions, we work together with other organisations to produce sustainable buildings. ESYLUX is a member of the GEEA (Allianz für Gebäude-Energie-Effizienz – Alliance for Building Energy Efficiency), a cross-industry alliance with the German Energy Agency (dena). At the same time, in the German association for sustainable construction (DGNB), we also promote the importance of certified “Green Buildings”.



EASILY PREVENT UNNECESSARY ENERGY CONSUMPTION

The principle of demand-driven automation is as easy as it sounds: Only use energy when it is really needed. It replicates typical human behaviour. When users of office buildings and other workplaces switch on lights, ventilation and heating, they often stay on the entire day – in the worst-case scenario, even overnight because more than often, people forget to switch them off. This results in far too much unnecessary energy consumption. On top of this, artificial light does not always need to be on at full strength and neither does ventilation have to be at full blast.

This is why ESYLUX offers cross-component sensor-operated solutions that easily turn the workplace into a smart office without users having to worry about it. These solutions ensure that light and other utilities are only used to the extent required by the current conditions. Using these solutions, workplaces can be equipped to comply with standards while providing an optimal atmosphere and automatically achieving a high level of energy efficiency.

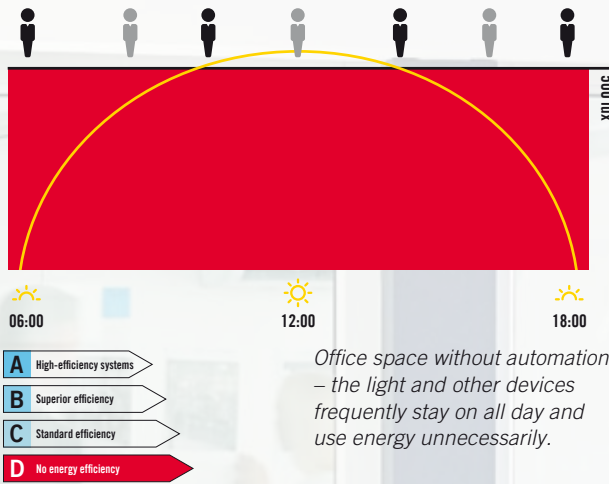
SAVING ENERGY THROUGH INTELLIGENT SENSOR TECHNOLOGY

The use of a simple presence detectors alone already results in a significant improvement. This is because it automatically ensures that the lighting or other devices are only switched on when people are actually at their workplace. At the same time, each presence detector has a light sensor that checks the current brightness during operation. If the daylight that enters the room through the window is sufficient enough for work, for example in the middle of the day, the presence detector will also switch off the artificial light.

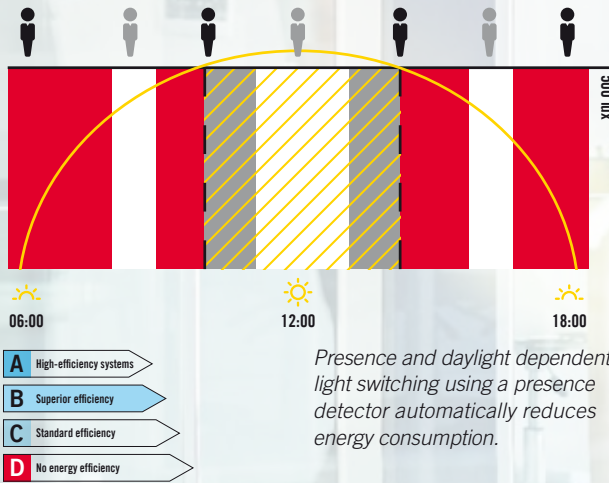
Even more energy can be saved by constantly adapting to prevailing environmental conditions. If the presence detector has the ability to provide constant light control, it only dims the artificial light as high as the existing daylight to achieve a specific set value. This is the best possible way of using daylight and also naturally ensures an extremely high level of comfort. It automatically ensures that rooms never become too dark or too bright. If the presence detector contains additional sensors to measure air quality, for example, the operation of additional devices can still be continuously aligned to the current room conditions.



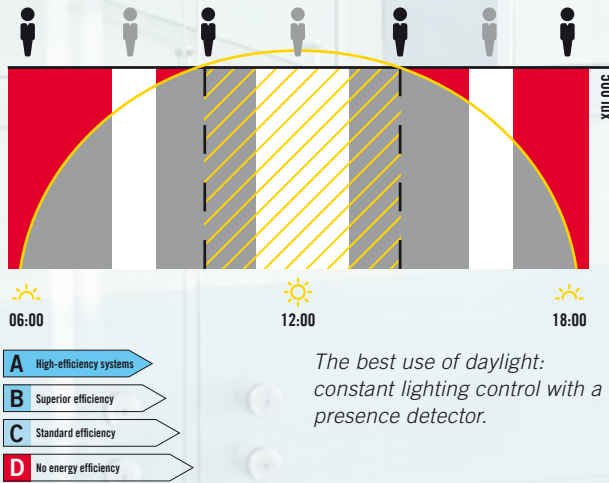
MANUAL LIGHT SWITCHING



PRESENCE AND DAYLIGHT DEPENDENT LIGHT SWITCHING



PRESENCE AND DAYLIGHT DEPENDENT CONSTANT LIGHT CONTROL



■ Proportion of artificial light
▨ Sufficient daylight
● Present
○ Absent

INNOVATION THAT WORKS

EFFICIENCY AND COMFORT IN PERFECT HARMONY: SYMBOLOGIC TECHNOLOGY FROM ESYLUX

The best light for people is natural daylight. Due to its light colour and brightness and the way these change during the course of the day, natural light controls our circadian rhythm and has a positive influence on hormonal balance and our ability to concentrate. It simply makes people feel better and more productive. However, modern life means that our exposure to daylight is often limited – since we spend most of our time in closed rooms.

SYMBOLOGIC: BIOLOGICALLY EFFECTIVE LIGHTING, CONTROLLED INTELLIGENTLY

ESYLUX brings the dynamic rhythms of daylight back to the life of modern people. Using SymbiLogic technology, ESYLUX has created indoor lighting solutions with biologically effective lighting: Human Centric Lighting – light that meets every standard, but far exceeds all minimum requirements. In addition, SymbiLogic combines the well-being and effectiveness with the advantages of intelligent control for comfort and efficiency. The Human Centric Lighting solutions from ESYLUX therefore introduce a demand-centred lighting concept that optimises the energy usage in office spaces: Light is only used when needed. As an automation specialist with many years of experience in intelligent sensor systems, ESYLUX is better equipped than any other manufacturer to precisely customise this innovative light management to modern requirements and the most varied of demands.

SYMBOLOGIC IS THE ESYLUX TECHNOLOGY
FOR ENERGY-EFFICIENT HUMAN CENTRIC LIGHTING



↑ INCREASES
MOTIVATION
PRODUCTIVITY
EMPLOYEE LOYALTY

↓ REDUCES
ERRORS
ABSENCES
WORKPLACE ACCIDENTS

*Source: "Quantified benefits of human centric lighting" report by
LightingEurope and ZVEI, April 2015*

 OUTSIDE ON A SUNNY DAY, WE RECEIVE
100,000 LUX

 OUTSIDE ON A CLOUDY DAY, WE RECEIVE
10,000 LUX

 IN THE OFFICE, WE STILL ONLY RECEIVE A BRIGHTNESS OF
500 LUX

 HUMANS SPEND
90 %
OF THEIR TIME IN ENCLOSED SPACES

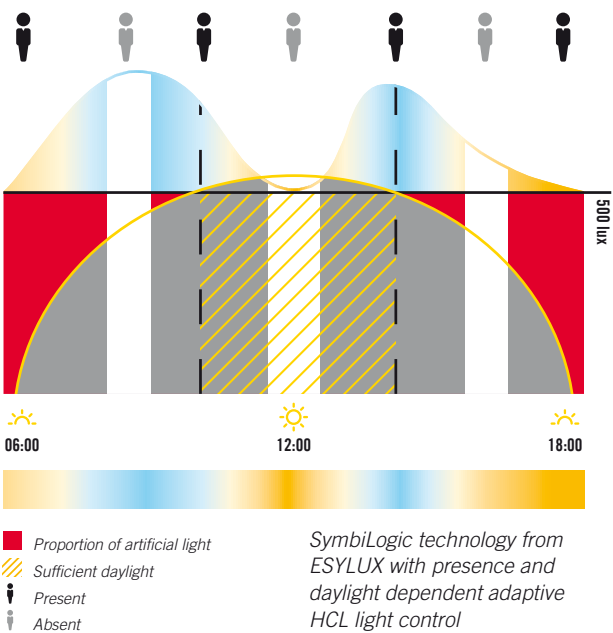
IMPROVE WORK PERFORMANCE WITH ENERGY-EFFICIENT HUMAN CENTRIC LIGHTING

The biologically effective lighting created by SymbiLogic has a schedule specifically optimised for use in office spaces: In the morning, a dynamic increase of brightness and the proportion of blue light bring about a refreshing activation. Towards the middle of the day both values are briefly reduced – to then be strongly increased again – this counteracts the typical afternoon tiredness. As a result, SymbiLogic helps people to master tired phases, remain focused and continue performing well.

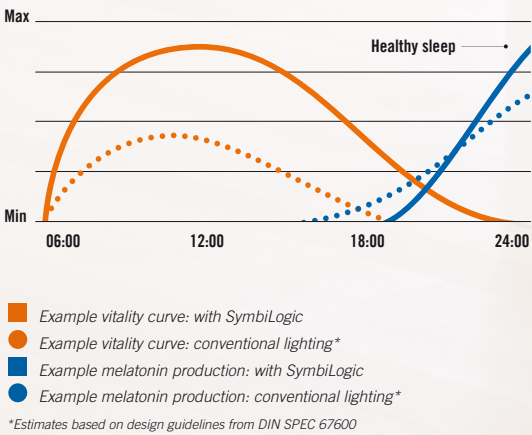
Light is also the most important timing mechanism for controlling the human circadian rhythm allowing us to sense day and night. Bright, cold white light during the day stabilises this rhythm. Towards the evening, SymbiLogic automatically dims the light and turns it into a warm white colour, allowing people to wind down to rest at an appropriate time. With its innovative control system, SymbiLogic ensures a more restful sleep and supports essential regeneration. Perfect for new vitality and long-term health.

EFFECTIVENESS THANKS TO THE FAR ABOVE AVERAGE LIGHT INTENSITY WHICH IS MUCH HIGHER THAN STANDARD LEVELS

But not only is SymbiLogic from ESYLUX highly effective, it is also uniquely energy-efficient. The key elements here are the use of presence detectors combined with intelligent light management – as found in the PRANA+ Office Floor Light and the lighting systems with ESYLUX Light Control ELC control technology: The lighting is switched on or off depending on human presence and daylight, achieving the highest level of innovation in its biodynamic brightness levels with its use of daylight. The adaptive constant light control of SymbiLogic applies a proven technological principle to the most modern form of indoor lighting. and this automatically helps to save a great deal of energy.

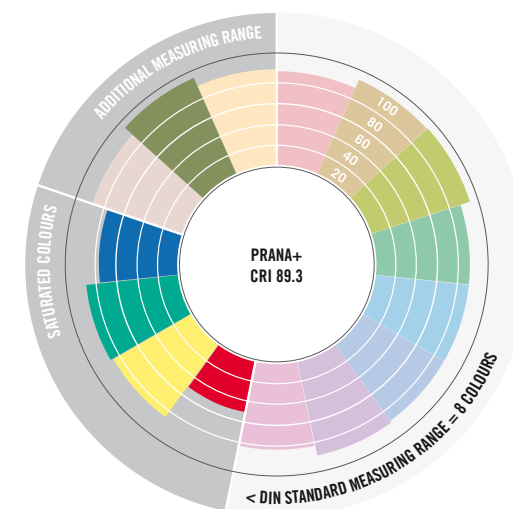


The biologically effective lighting of SymbiLogic solutions sustainably improves quality of life. This benefits every individual employee – and the entire company, because motivation and satisfaction levels in the workplace rise and performance significantly increases. At the same time, Human Centric Lighting can prevent illness-related absences and help to reduce the risk of workplace accidents.

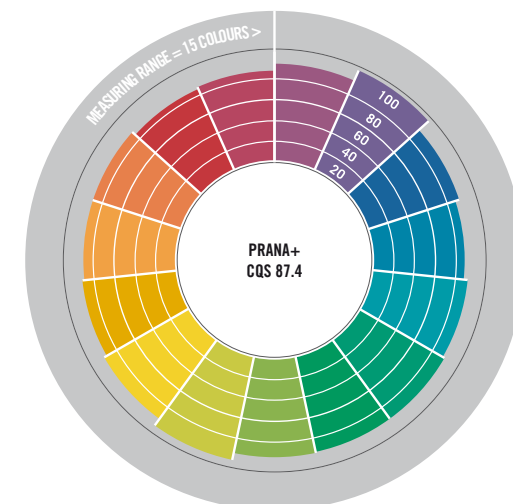


GIVING OUT THE BEST LIGHT

FIRST-CLASS LIGHT QUALITY FOR
MAXIMUM VISUAL COMFORT



ESYLUX CRI spectrum measurement result,
example based on PRANA+



ESYLUX CQS spectrum measurement result,
example based on PRANA+

ESYLUX is not only an illuminating example in terms of top-class design, but also in terms of the core of every lighting solution – the quality of light itself. Here there is only one benchmark: daylight.

We are perfectly positioned to replicate this benchmark as closely as possible. In our headquarters, referenced light laboratory, all light-relevant quality characteristics are tested and continuously improved throughout the whole development process. This enables us to achieve results that far exceed the standard minimum requirements. One example to highlight: Securing the best possible colour rendering. The eight prescribed test colours of the Color Rendering Index CRI fall a long way short of our requirements in this matter – therefore we use all fifteen colours, thereby creating LED light that far exceeds the standard colour rendering. ESYLUX is also one of the first manufacturers to integrate the Color Quality Scale (CQS) into its measuring methods. Together, the CRI and CQS guarantee the realistic rendering of even weak colours and highly saturated colours. This ensures that surfaces and objects are accurately rendered in the correct light, creating a more pleasant lighting atmosphere and greater visual comfort. A brilliant idea.

LOW FLICKER FACTOR, HIGH VISUAL QUALITY

LEDs respond much more quickly and directly to the natural variations in alternating current than the classic incandescent lamp: They tend to flicker – a special challenge when developing top quality LED lighting. Even if the flickering is within a frequency range not visible to the human eye, it can still be tiring, create feelings of dizziness and, in some cases, even have far-reaching health consequences. Anyone who cares about the end users of a building will therefore look for lighting with the lowest possible flicker factor – ESYLUX offers a clear perspective well above the standard in this area.

GOOD AIR GUARANTEED

FOSTER AN OPTIMAL INDOOR CLIMATE WITH ENERGY-EFFICIENT CONTROL

Vapours and a lack of oxygen literally result in thick air in the office: They cause tiredness, reduce concentration, and have an impact on your mood. Insufficient air quality also affects the health of employees. With an intelligent, sensor-based control system from ESYLUX, indoor air can be automatically improved via an air-conditioning and ventilation system – while simultaneously reducing energy consumption to a minimum.

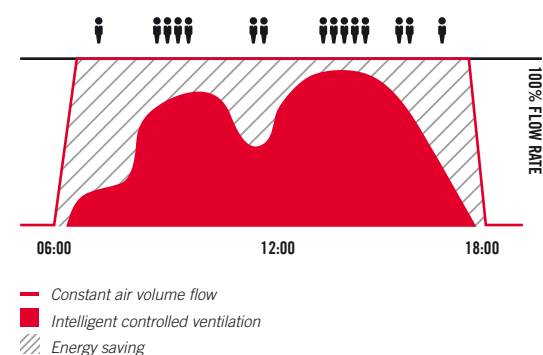
FROM PRESENCE-DEPENDENT VENTILATION...

The DALI switch is a simple solution for linking the ventilation with presence detection. It receives a signal via digital communication from a DALI presence detector, which causes the ventilation to switch off as soon as the room is empty. The switch can be easily integrated into the light systems of the CELINE and NOVA Quadro-Sets and can also switch other conventional devices on and off in relation to presence.

...TO AUTOMATIC CONTROL OF AIR QUALITY

However, there is still room for improvements: The PD-ATMO 360i/8 0 KNX, with its combination of presence and air quality sensors does not activate the air conditioning and ventilation system until the air quality really makes this necessary – even during operation it still ensures that the system only works at the level of intensity currently required. Thanks to its unique multi-sensory capability, the PD ATMO initiates changes in the light situation, air humidity, temperature, and air quality – with exceptional sensitivity through the VOC sensor*. It is particularly thorough in ensuring that a healthy, productive and comfortable climate is maintained while persons are present in the room, while at the same time ensuring optimal brightness. The high-quality passive infrared presence detector is supported by an acoustic sensor when presence is detected in particularly complex cases. This total of six senses in only one device save the use of multiple individual solutions and complex assembly. The six sensors make the ATMO presence detector the perfect all-in-one-device for optimal indoor climate and energy-efficiency.

SAVINGS POTENTIAL IS OFFERED BY DEMAND-CONTROLLED VENTILATION



*VOCs (Volatile Organic Compounds) are mixed gases resulting from vapours and more harmful to health than an increasing CO₂ content of the air. Activating the ventilation reliably removes both impurities from the air.



INDIVIDUAL CONTROL

FROM DIGITAL TO MANUAL

Automation offers numerous advantages. However, with ESYLUX it is not a “must” but always a “can”. ESYLUX solutions can be easily configured and controlled themselves. For presence detectors, this can be done via push button input, remote control or ESY-Pen, our all-rounder for commissioning, remote control, light measurement and project management.

Lighting systems with ESYLUX Light Control, such as the CELINE und NOVA Quadro-Sets, offer an even greater variety of control options. From switching to calling up scenes, everything can be done with the ESYLUX push buttons or a commercially available DALI button – or even with the simple 230-V button, which can continue to be used without any issue if already installed. If the ELC systems have an integrated KNX module, they can be integrated into the KNX building automation system without a gateway, and can therefore be centrally controlled and read. The built-in Bluetooth module allows for convenient control and configuration via the ESY App and a mobile device – or even the ESY-Pen!



The light in the Quadro-Sets can be easily adjusted to individual needs with the simple 230-V button

Left-hand button

Short press: Switch the lighting on/off
Long press: Increase or decrease the dim level

Right-hand button

Short press: Call up individual scenes
Long press: Change the light colour



The ESYLUX push buttons enable intuitive operation of the ELC lighting systems through easy-to-understand symbols



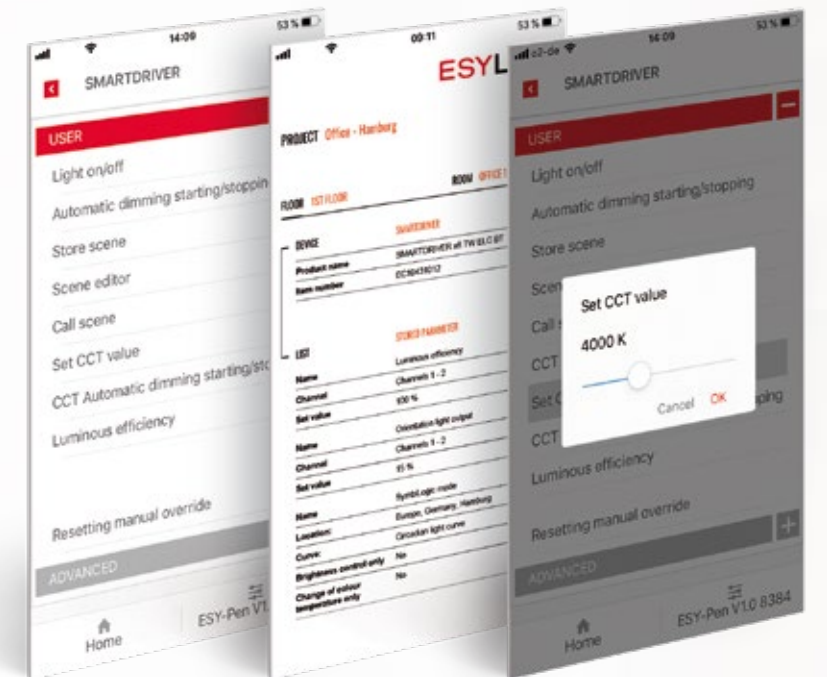
With Bluetooth functionality and integrated light sensor, the ESY-Pen always cuts a fine figure – as a standalone device or as a bridge between mobile devices and intelligent ESYLUX automation and lighting solutions



ESYLUX offers the world's first KNX-capable lighting with integrated module



Bluetooth control for Android and iOS



SCENESETTING IN ROOMS

INTELLIGENT LIGHT MANAGEMENT FOR CHANGING SITUATIONS

The use of modern business rooms varies greatly, and individual meetings and conferences are also usually split into separate phases: Following the welcome, there ensues an intensive work phase, with an alternation between discussion rounds and multimedia presentations, followed by combined refreshment and informal chat. With ESYLUX, the lighting can flexibly adapt to the most diverse scenarios – simply and at the touch of a button. For many solutions, a range of different scenes can be programmed, which can be switched on at any time via push-button or app, and then change the whole situation in line with demand: with perfect harmony between the main lighting and ambient light and even more with the KNX lighting.


The following example of a conference room illustrates how flexibly the rooms can be staged for respective uses: Equipped with the light system of the CELINE Quadro-Sets divided into two groups with SymbiLogic and integrated KNX module, plus round downlights that have been integrated into the system by the DALI switch. Ventilation is controlled by the KNX bus – and like all devices, is automatically switched off at the end of the meeting.



SITUATION 1: CONFERENCE ROOM

The participants sit at the conference table, documents are studied, intense discussions take place, concentration is high.

Scene: The main lighting is switched on – in group 1, lighting is set to 100 % of the maximum illuminance; in group 2, lighting is set to 70 %. The light colour is an energising 5500 kelvin.



SITUATION 2: PRESENTATION

Screens or monitors are used, attention is focused on a film or PowerPoint presentation.

Scene: The venetian blind is pulled down*. Only the external downlights are switched on at table height – for a pleasant ambience and minimum orientation.

*The venetian blind can be integrated into the control system with the KNX variants of the Quadro-Sets and then retrieved with the KNX button.



SITUATION 3: BREAK OR FINISH

The participants are mainly found at the back of the room, where drinks and snacks are consumed, and the atmosphere and conversations are more relaxed.

Scene: The downlights at the back of the room and at the front are switched on. The external luminaires of the Quadro-Sets (group 2) are at 70 % of their maximum illuminance at a relaxed 3000 kelvin.



SECURING A GOOD FEELING

ORIENTATION AND SAFETY AROUND THE CLOCK

A wide range of specifications and guidelines on safety and fire protection ensure the best possible protection against hazards in the office. With its intelligent lighting, ESYLUX performs way above these standards to create a feeling of safety in the workplace. Employees don't want to be left feeling in the dark – in an emergency or for example, when working late.

ORIENTATION LIGHT CREATES COMFORT

The innovative ESYLUX light management enables solutions that use intelligent sensors and controls to activate an orientation light, which ensures a minimum level of lighting in offices and surrounding areas, as long as no one is present. This means that it is not completely dark, even in the area surrounding the workplace, and the employee can see the whole room – providing important light for those who work later in the evening. The intensity and duration of the orientation light can be adjusted individually, and a reduction to e.g. 10 % of the maximum illuminance reduces the energy consumption to the lowest possible level.

SAFETY LIGHTING FOR EMERGENCIES

Every second counts if an emergency should arise. So that people can leave the building quickly and safely even if the main lighting fails, the emergency exits and escape routes must have optimal lighting. ESYLUX presents perfect solutions and tailored accessories for different requirements for safety lighting, therefore helping to make buildings safer – sustainably and economically.

MODERNISATION AT ALL TIMES

SIMPLY SWITCH TO INTELLIGENT AUTOMATION AND LIGHT SOLUTIONS, EVEN DURING CONTINUOUS OPERATION

You don't have to rebuild from scratch to breathe new life into the sense of space. With ESYLUX, you can make the leap to modern automation and light technology and easily upgrade to energy-efficient solutions at any time. Room by room. And even while work is going on. ESYLUX provides a broad spectrum of products for tailored renovations, quick replacement and integration into your building with easy installation. Therefore, all our standard solutions for DALI benefit from the typical simple cabling of this bus system, and the parameter settings of the electronic ballast are made by the ESYLUX presence detectors themselves. Our wall detectors are compatible with all common brand switches – for an optimal shape that guarantees optical compatibility as well as immediately functionality. However, the prime examples for rapid modernisation are:

THE CELINE AND NOVA QUADRO-SETS

The standalone solution from ESYLUX for room-by-room modernisation during continuous operation: Plug-and-play means that lighting systems with ESYLUX Light Control ELC can be easily installed in every room and can be used immediately and with no additional programming required.* Many models also have an integrated KNX module and can then be integrated into the KNX building automation with no separate gateway required. All Quadro-Sets from ESYLUX are compatible with simple 230-V switches, thereby enabling existing switches to be used as an economical option.



*CELINE Quadro-Set
4x LED lights,
separate sensors
and control unit,
cables*



*NOVA Quadro-Set
4x LED lights,
integrated sensors
and control unit,
cables*

* Up to 60 % time savings thanks to plug and play

ECONOMICAL PLANNING

MANY GOOD REASONS WHY AN ESYLUX SOLUTION IS ALWAYS WORTH IT



PRE-CONFIGURED SET SOLUTIONS

SIMPLE PROCESSING

ESYLUX guarantees the functional interaction of the individual components and therefore offers high reliability from commissioning onwards throughout the whole life-cycle. E.g. preconfigured set solutions for intelligent lighting simplify the ordering process throughout the whole delivery chain as well as handling on the construction site. Quadro-Sets with lights, sensors, control unit, and cables can each be ordered under a single item number and easily scaled to different room sizes.



LOW INVESTMENT COSTS

LOW INVESTMENT COSTS

Affordable innovation: ESYLUX solutions offer you a high degree of automation with clear investment costs. The simple and quick installation keeps overall costs low, Quadro-Sets with ESYLUX Light Control can be installed in the same time as non-automated room lighting. The amortisation time is also similar – however in the long term, the efficient automation of intelligent lighting brings considerably higher savings.



UP TO 70 %

POTENTIAL ENERGY SAVINGS*

Through the use of control in line with demand combined with modern lighting.

*Source: Energy Efficiency Initiative, Deutsche Energie-Agentur GmbH (dena)

LOW OPERATING COSTS

With efficient automation involving demand-driven, daylight-dependent light control, you can reduce power consumption and the number of operating hours. Result: a considerably longer lifetime for your lights – depending on the room usage, this can even be twice as long as for LED lighting without automation. This reduces the maintenance workload and associated costs, and faults in everyday operations.



UP TO 60 %

TIME SAVINGS THROUGH PLUG AND PLAY

IDEAL FOR RENOVATION

In the modernisation and renovation of buildings, the key factors are simple implementation and an increase in overall performance of the building. The modern automation solutions from ESYLUX can be easily integrated into the existing building infrastructure. Many ESYLUX solutions for offices function fully autonomously in the room and can also be integrated into a higher-level building automation (e.g. via KNX). This enables simple renovation room by room and reduces faults in the operating processes to a minimum.

OPTIMISING EVERY ROOM

ESYLUX OFFERS THE PERFECT AUTOMATION AND LIGHTING SOLUTION FOR EVERY ROOM AND WORKPLACE

The requirements for different areas of an office building are as varied as the requirements of the people moving within the space – the perfect light and automation concepts must therefore be tailor-made and customised to these requirements. In working environments, high visual quality and an optimum room climate are the key issues, while in corridors and stairways, the topic of safety is a higher priority. In sanitary facilities, the light situation has to fulfil different requirements than in areas used socially.

ESYLUX knows how to create the perfect automation and lighting solution for every room and area of the building – and keeps up with the very highest requirements of efficiency, economy, and uncomplicated installation. On the following pages, we have provided a selection of innovative solutions, visit www.esylux.com for the full ESYLUX product range.

CONTENTS

ENTRANCE AREAS	30
CORRIDORS	32
STAIRCASES	34
OPEN-PLAN OFFICES	36
STANDARD INDIVIDUAL OFFICES	38
EXCLUSIVE INDIVIDUAL OFFICES	40
MEETING ROOMS	42
SIDE ROOMS	44
SANITARY FACILITIES	46
CANTEENS	48
OUTDOOR AREAS	50
OVERVIEW	52
SERVICES	54





PERFECT ENTRYWAY: ENTRANCE AREAS

There are many ways to say welcome – when perfectly designed, the entrance area of a building alone can convey this feeling and perfectly speak the language of the company. For this type of room design, a harmonious lighting mood is just as important as the lighting design. If you wish to greet visitors with friendly lighting and provide orientation from the moment they first enter, a powerful, impressive lighting concept must be achieved without being too loud or glaring. A harmonious concept that also cleverly takes efficiency into account is the key to this.

EXAMPLE 1: IMPRESSIVE LIGHTING WITH FLEXIBLE ROOM DESIGN

The PRANA+ Pendant Lights lend a distinguished appearance to reception desks, while the ELSA Downlights uses soft, homogeneous light emissions to provide uniform illumination. The mini presence detector and its energy-efficient DALI light management system are almost invisible.



PRANA+



ELSA



PD-FLAT 360i/6 mini DALI



Lighting	Pendulum light PRANA+ 60W 4000K CR CRYSTAL DALI	EV10125010
	Downlight ELSA 165 9W 4000K MILKY DALI	E010300233
Light control	Presence detector PD-FLAT 360i/6 mini DALI, FLAT mini series	EP10427503
Accessories	DALI power supply CU PS DALI	EC10430008

EXAMPLE 2: ROUND SHAPE FOR A HARMONIOUS DESIGN

Glare and flicker-free STINA Downlights provide an atmospheric ambience for reception areas. The ideal aesthetic enhancement: An elegant FLAT presence detector that increases energy efficiency, whilst also creating a harmonious overall appearance.

STINA



PD-FLAT 360i/8



Beleuchtung	Downlight STINA 112 / 60° 15W 4000K WHITE CLEAR ON/OFF	E010304194
Light control	Presence detector PD-FLAT 360i/8 ROUND WHITE	EP10427930






ALWAYS GOING THE RIGHT WAY: CORRIDORS

To keep the work process efficient, each movement in the corridors should be a step in the right direction. Orientation is therefore at the top of the agenda. Even in less frequently visited areas, no-one should be left in the dark. Efficient lighting solutions are the way forward. They respond to movement and also take the existing daylight into consideration when using light. Progress always moves in the right direction thanks to perfect light quality.

EXAMPLE 1: AN ELEGANT APPEARANCE WITH SOPHISTICATED DESIGN

Stylish STINA downlights with a low-lying light source shine with beautiful light, while round FLAT motion detectors on the ceiling monitor operation depending on movement and daylight. They also ensure a uniform, elegant look. In case of emergency, the ELH escape route light provides a reliable view – thanks to special lens technology with a very large range.

STINA	MD-FLAT 360i/8 RW	ELH C LED SC FM
		
Lighting	Downlight STINA 90 / 60° 15W 4000K WHITE CLEAR on/off	E010304156
Light control	Motion detector MD-FLAT 360i/8 RW, FLAT series	EP10427886
Optional	Escape route light ELH C LED SC FM	EN10080012

EXAMPLE 2: SIMPLE LIGHT SOLUTION WITH RELIABLE SENSOR TECHNOLOGY

A simple BASIC motion detector replaces the light switch on the wall and enables energy-efficient switching of the lighting. Round ELSA downlights with soft, even light illuminate the corridor. The ELX escape route lights ensure safety in an emergency.

ELSA	MD 180i/16 Basic	ELX 20 LEDi Flat
		
Lighting	Downlight ELSA 165 9W 3000K MILKY on/off	E010300028
Light control	Motion detector MD 180i/16 Basic white, BASIC series	EB10430459
Optional	Escape route light ELX 20 LEDi Flat 3h	EN10077227



ARRIVE SAFELY: STAIRCASES

Staircases highlight the need for optimal lighting at a very high level: Since only the best possible and dependable light reduces the risk of accidents when going up and down. Because staircases are only used the most at peak times, constant, bright lighting is not required. The solution: Light and automation concepts that take efficient control to the next level and guarantee that the highest requirements of safety standards and reliability are met.

EXAMPLE 1: BEAUTIFUL WALL LIGHT WITH HIDDEN INTELLIGENCE

Round ELLEN luminaires with a rounded diffuser provide a classic luminaire design on the wall, while intelligent sensors remain hidden: An HF motion detector integrated into the luminaire allows energy-efficient operation. The luminaires can be intelligently connected to each other.

ELLEN



Lighting	Ceiling/wall luminaire ELLEN 300 12W 4000K MILKY AUTO on/off	E010850066
Light control	Motion detector in the luminaire	

EXAMPLE 2: SIMPLE LIGHT SOLUTION WITH RELIABLE SENSOR TECHNOLOGY

A simple BASIC motion detector switches the ceiling lights on and off depending on daylight and movement, while round ELSA downlights with soft, homogeneous light radiate light alongside.

ELSA

MD 360/8 BASIC



Lighting	Downlight ELSA 225 18W 4000K MILKY on/off	E010300059
Light control	Motion detector MD 360/8 Basic white, BASIC series	



THE **BEST** FOR EVERYONE: OPEN-PLAN OFFICES

When you have a lot of people working in the same room, they don't all do the same thing. The demands of visual and reading quality vary as much as the assignments: lighting must perfectly support one person without dazzling another. And of course, no-one should run out of breath during the course of the day. ESYLUX has thought of everything and everyone with light and indoor air ventilation solutions that can be individually controlled – and also provides efficiency and comfort down to the smallest detail for rooms with large floor plans.

EXAMPLE 1: FLEXIBLE OFFICE LIGHTING AND OPTIMAL AIR QUALITY

ISABELLE Office Floor Lights allow highly flexible positioning on the desk, while the presence detector installed in its luminaire head controls the light depending on presence and daylight. STELLA ceiling lights enhance the overall look on the ceiling – intelligently controlled by the PD ATMO next to them, which automatically ensure that open-plan offices are optimally ventilated at the same time.



Main lighting	Office floor light ISABELLE 45W 4000K BK CRYSTAL PD S-BASE	EQ10306037
Control of main lighting	Presence detector in the luminaire	
Additional lighting	Ceiling luminaire STELLA 300 17W 4000K PRISMATIC ON/OFF	EQ10600067
Control of additional lighting and HVAC systems	Presence detector PD-ATMO 360i/8 O KNX white, ATMO series KNX actuator CU-DIN HVAC KNX	EP10427220 EC10430503
Accessories	Surface mounting frame PNL STELLA 300 mounting frame SM WH SLIM	EQ10600340

EXAMPLE 2: VITALISING WORK LIGHT FOR SYSTEM CEILINGS

The biologically effective lighting of the CELINE Quadro-Sets ensures well-being and optimal work performance, while round ALICIA downlights with pivoting luminaire head and ventilation are integrated into the system by the DALI switch. Intelligent, energy-efficient management is carried out via integrated SymbiLogic technology and high-end sensors. The light system can be centrally controlled and read via the KNX bus.



Lighting	Lighting system CELINE 600 120W TW CRYSTAL ELC QUADRO SET KNX Downlight ALICIA 68 / 36° 9W 4000K CLEAR on/off	EQ10122781 EQ10302053
Light and HVAC control	Presence detector in the lighting system DALI switch actuator SW DALI Full Automation (DALI switch)	EP10427473



INDIVIDUAL PERFORMANCE: STANDARD INDIVIDUAL OFFICES

Offices are special places in which visions and projects start and are thought throughout till the end. From the start to the end of an intense working day, biologically effective lighting, optimal air and a pleasant atmosphere significantly support success. The challenge for ESYLUX to provide tailored solutions starts with the effective promotion of concentration, output and well-being, and by no means ends at efficiency.

EXAMPLE 1: INVIGORATING WORK LIGHT – EVEN FOR INDIVIDUALISTS

The biologically effective lighting of the CELINE Quadro-Sets ensure well-being and optimal work performance. Ventilation is integrated into the system via DALI switch. The light can be easily adjusted to individual needs with the light button. Intelligent, energy-efficient overall management is carried out via integrated SymbiLogic technology and high-end sensors.



CELINE Quadro-Set DALI switch



Lighting	Light system CELINE 600 120 W TW MILKY ELC QUADRO SET	EQ10122538
Light and HVAC control	Presence detector in the lighting system	
	DALI switch actuator SW DALI Full Automation (DALI switch)	EP10427473

EXAMPLE 2: SIMPLE 2-CHANNEL LIGHT SOLUTION WITH DALI

Extra-flat STELLA ceiling lights that can be suspended from the ceiling if required ensure the best look and the DUO DALI presence detector provides the intelligent light management concept. It can control up to two channels independently of each other, the bus power supply is integrated in the detector.



STELLA PD-C360i/8 DUO DALI



Lighting	Ceiling light STELLA 600 33W 4000K PRISMATIC DALI	EQ10600234
Light control	Presence detector PD-C360i/8 DUO DALI opal frosted, COMPACT series	EP10427442






HIGH PERFORMANCE: EXCLUSIVE INDIVIDUAL OFFICES

In exclusive individual offices for managers and management staff, important strategies are developed with high accountability and big decisions are made – meaning special attention is always paid to particularly diverse challenges: Equal focus must be given to the highest levels of efficiency and a prestigious appearance, which also allows a certain level of privacy. ESYLUX put all of its effort into flexible functionality as well as top-quality design.

EXAMPLE 1: DESIGN SOLUTION FOR MAXIMUM LIGHT AND VENTILATION COMFORT

The multi award-winning PRANA+ Office Floor Light with integrated high-end sensors unites sophisticated design, intelligent control and the best, biologically effective light. At the same time, the PD ATMO in the ceiling optimises the air quality and energy-efficiently controls the STINA Downlights.






	PRANA+	STINA	PD-ATMO
			
Main lighting	Office Floor Light PRANA+ 110W TW WH CRYSTAL SL		EV10401008
Control of main lighting	Presence detector in the luminaire		
Additional lighting	Downlight STINA 90 / 25° 15W 4000K WHITE CLEAR ON/OFF		E010304118
Control of additional lighting and HVAC systems	Presence detector PD-ATMO 360i/8 O KNX white, ATMO series		EP10427220
	KNX actuator CU-DIN HVAC KNX		EC10430503
	KNX actuator CU-DIN R 4-CH 16A KNX		EC10430282

EXAMPLE 2: VITALISING WORK LIGHTING WITH SIMPLE INSTALLATION

The biologically effective lighting of the CELINE Quadro-Sets ensures well-being and optimal work performance, while round ALICIA downlights with pivoting luminaire head and ventilation are integrated into the system by the DALI switch. The KNX module integrated into the sets simplifies the installation and enables central control and reading of the light system.



	CELINE Quadro-Set	ALICIA	DALI switch
			
Main lighting	Light system CELINE 600 120W TW MILKY ELC QUADRO SET KNX		EQ10122736
Additional lighting	Downlights ALICIA 68 / 36° 9W 4000K CLEAR on/off		E010302053
Light and HVAC control	Presence detector in the lighting system		
	DALI switch actuator, SW DALI Full Automation (DALI switch)		EP10427473



WHERE THE BEST MEET: CONFERENCE ROOMS

Where people with a diverse range of skills meet each other, light and automation must also come together: Important presentations as well as internal meetings, brainstorming sessions and confidential meetings are held in meeting and conference rooms. Visual and functional requirements change all the time. That is why ESYLUX brings together solutions that can flexibly control the different light situations from direct and ambient lighting and also prepare them for multimedia.

EXAMPLE 1: STIMULATING LIGHT FOR PRODUCTIVE CONFERENCES

The biologically effective light of the CELINE Quadro-Sets ensures well-being and optimal work performance, while ALICIA Downlights and ventilation are integrated into the system by the DALI switch. The Bluetooth model of the system allows simple manual control via smartphone. Intelligent, energy-efficient overall management is carried out via integrated SymbiLogic technology and high-end sensors.



CELINE Quadro-Set ALICIA DALI switch



Lighting	Lighting system CELINE 600 120 W TW CRYSTAL ELC QUADRO SET BT	EQ10122682
	Downlight ALICIA 68 / 36° 9W 4000K CLEAR ON/OFF	E010302053
Light and HVAC control	Presence detector in the lighting system	
	DALI switch actuator SW DALI Full Automation (DALI switch)	EP10427473

EXAMPLE 2: REPRESENTATIVE DESIGN COMBINED WITH OPTIMUM AIR QUALITY

The stylish design of the PRANA+ Pendulum Light with direct illumination and flooding the ceiling with light sets a specifically representative light for the conference room. The ambient lighting of the STINA Downlights enhances the optical effect. On the ceiling, the PD ATMO optimises the air quality while also providing energy-efficient light control via the KNX bus.



PRANA+ STINA PD-ATMO



Lighting	Pendulum light PRANA+ 60W 4000K CR CRYSTAL DALI	EV10125010
	Downlight STINA 112 / 60° 15W 4000K WHITE CLEAR ON/OFF	E010304194
Light and HVAC control	Presence detector PD-ATMO 360i/8 O KNX white, ATMO series	EP10427220
	KNX actuator CU-DIN HVAC KNX	EC10430503
	KNX actuator CU-DIN R 4-CH 16A KNX	EC10430282
Interface for lighting	KNX-DALI-Gateway CU-DIN GW DALI KNX	EC10430336



THE MAIN THING IS **EFFICIENCY:** SIDE ROOMS

People who have to print something off in a hurry, need something from the office stores or would like to grab a coffee from the machine, usually have a lot of other tasks running through their minds. Switching the light off may not always be at the top of their to-do list. In areas such as side rooms, warehouses and storage rooms, ESYLUX focuses on automated systems for efficiency that control light use depending on actual need as effectively as possible, leaving your mind free for proper work.

EXAMPLE 1: INTELLIGENT LIGHTING WITH AN ELEGANT LOOK

Extra-flat STELLA ceiling lights, that can be suspended from the ceiling if required, ensure the best look and the FLAT presence detector provides the intelligent light management concept. The minimalist design of its elegant outer surface lends the room a highly pleasant look.

STELLA



PD-FLAT 360i/8 RW



Lighting	Ceiling light STELLA 600 33W 3000K MILKY 22 on/off	EQ10600012
Light control	Presence detector PD-FLAT 360i/8 RW, FLAT series	EP10427930

EXAMPLE 2: SIMPLE LIGHT SOLUTION, INTELLIGENTLY CONTROLLED

Round ELSA downlights with soft, homogeneous light illuminate the room, while a simple BASIC presence detector realises presence and daylight dependent light switching.

ELSA



PD 360/8 Basic



Lighting	Downlight ELSA 225 18W 4000K MILKY on/off	E010300059
Light control	Presence detector PD 360/8 Basic white, BASIC series	EB10430411



HIGHLY EFFECTIVE: SANITARY FACILITIES

Discretion and proper acoustics are both part of the optimal prerequisites for hygiene and cleanliness in WC and sanitary facilities. Designing these areas with appropriate and practical light is an important factor, not to mention the value of good ventilation in these areas. Solutions are required that perform efficiently – ESYLUX provides a wide variety.

EXAMPLE 1: OPTIMAL AIR QUALITY COMBINED WITH BEAUTIFUL LIGHT

Round ELSA downlights with soft, homogeneous light distribution illuminate the room, while the PD ATMO optimises the air quality and controls the downlights energy-efficiently. The ELX escape sign luminaire shows the way in case of emergency.



ELSA

PD-ATMO

SLX 14 LEDi Flat



Lighting	Downlight ELSA 225 18 W 3000 K MILKY DALI	E010300240
Light and HVAC control	Presence detector PD-ATMO 360i/8 O KNX white, ATMO series	EP10427220
	KNX actuator CU-DIN HVAC KNX	EC10430503
Interface for lighting optional	KNX DALI gateway, CU-DIN GW DALI KNX	EC10430336
	Escape sign luminaire SLX 14 LEDi Flat 3h	EN10077609

EXAMPLE 2: SIMPLE LIGHT SOLUTION WITH RELIABLE SENSOR TECHNOLOGY

Stylish STINA downlights provide optimum vision, the presence detector from well-proven C series takes over intelligent light control and also switches the ventilation dependent on presence, via an HVAC output. The SLC escape sign luminaire shows the way in case of emergency.

STINA

PD-C360i/8plus

SLC LEDi SC/C



Lighting	Downlight STINA 90 / 25° 15W 3000K WHITE CLEAR on/off	E010304101
Light and HVAC control	Presence detector PD-C360i/8plus white, COMPACT series, HVAC relay in the presence detector	EP10425042
optional	Escape sign luminaire SLC LEDi SC/C wall mounting	EN10030314




TASTEFUL **VERSATILITY:** CANTEENS

In the canteen, your favourite dish is not the only thing that is a matter of taste: When it comes to design and ambience, taste is just as diverse as the requirements. Ultimately, employees should enjoy their time here as much as possible – whether at the buffet or a corner table. At the same time, the air shouldn't make you tired and odours shouldn't spoil your visit. ESYLUX provides solutions that are both effective and elegant and also put the issue of efficiency on the menu.

EXAMPLE 1: SCALABLE, INTELLIGENT LIGHTING SYSTEM WITH VARIABLE DOWNLIGHTS

The CELINE Quadro-Set linear luminaires create the perfect look, the ELSA downlights are integrated via the system's DALI interfaces and create a pleasant ambience. The system is infinitely scalable and takes over the light management itself thanks to integrated sensors and a control unit. Ventilation is also integrated via DALI switch and is activated dependent on presence.



	CELINE Quadro-Set	ELSA	DALI switch
			
Lighting	Light system CELINE 1200x300 120 W 4000 K MILKY ELC QUADRO SET		EQ10127519
	Downlight ELSA 165 9W 4000K MILKY DALI		E010300233
Light and HVAC control	Presence detector in the lighting system		
	DALI switch actuator SW DALI Full Automation (DALI switch)		EP10427473


EXAMPLE 2: SIMPLE LIGHT SOLUTION WITH WIDE-RANGING SENSOR TECHNOLOGY

Round ELSA downlights with soft, homogeneous light illuminate the room, enhanced by STINA downlights for ambient lighting. The DUO DALI presence detector with extra-wide range is responsible for intelligent light management of up to two separate channels, and the bus power supply is integrated in the detector. It also switches the ventilation via a DALI switch, depending on presence.



ELSA

PD-C360i/24 DUO DALI



Lighting	Downlight ELSA 225 18 W 3000 K MILKY DALI	E010300240
Light and HVAC control	Presence detector PD-C360i/24 DUO DALI opal frosted, COMPACT series	EP10427459
	DALI switch actuator, SW DALI Full Automation (DALI switch)	EP10427473






WHERE NETWORKING BEGINS: OUTDOOR AREAS

Seen from the outside, light makes everything really bright. If you take a closer look at the subject, it is quickly apparent that light also makes a significant contribution to the look of the building and atmosphere, provides safety and provides orientation. The view of a building and whether you can find your way in properly and safely leave again, essentially depends on the right lighting. ESYLUX offers demanding solutions for building shells, entrances, parking areas and access routes that, alongside illumination, also provide the highest functionality and never neglect efficiency and economy – in perfection.

EXAMPLE 1: ARTFUL BOLLARD LIGHTS FOR INTELLIGENT, ENERGY-EFFICIENT NETWORKING



The high-quality ALVA bollard lights feature housing that is protected against sea air and integrated movement and light sensors, allowing a convenient and energy-efficient DALI light management concept on paths, parking spaces or driveways. Entire lighting groups can be controlled and even conventional lights can be integrated via DALI switch, such as the ALVA Up-/Downlights.



	ALVA bollard light with/ without detector	ALVA Up-/Downlights	DALI switch
			
Lighting	Bollard ALVA 360° 940 / 170 16 W 3000K ANTH. CLEAR AUTO DALI		EL10820403
	Bollard ALVA 360° 940 / 170 16 W 3000K ANTH. CLEAR DALI		EL10820205
	Up-/Downlight ALVA 2x13° 10W 3000K AN on/off		EL10830006
Light control	Motion detector in the bollard light		
	DALI switch actuator SW DALI Full Automation (DALI switch)		EP10427473

EXAMPLE 2: SIMPLE, ROBUST LIGHTING SOLUTION WITH RELIABLE SENSOR TECHNOLOGY

The floodlights in the OFL/AFL SUN series ensure reliable lighting for outdoor areas. Models with integrated motion detector and a separate switch output also enable economic switching, including efficient networking.

	AFL SUN	OFL SUN	
			
Lighting	Floodlight AFL SUN LED 50W 5K black		EL10810282
	Floodlight OFL SUN LED 50W 5K black		EL10810268
Light control	Motion detector in the luminaire		

PRODUCTOVERVIEW

Lighting	Pendulum light PRANA+ 60W 4000K CR CRYSTAL DALI	EV10125010
	Downlight ELSA 165 9W 4000K MILKY DALI	E010300233
	Downlight STINA 112 / 60° 15W 4000K WHITE CLEAR ON/OFF	E010304194
Light control	Presence detector PD-FLAT 360i/6 mini DALI, FLAT mini series	EP10427503
	Presence detector PD-FLAT 360i/8 ROUND WHITE	EP10427930
Accessories	DALI power supply CU PS DALI	EC10430008

Lighting	Downlight STINA 90 / 60° 15W 4000K WHITE CLEAR on/off	E010304156
	Downlight ELSA 165 9W 3000K MILKY on/off	E010300028
Light control	Motion detector MD-FLAT 360i/8 RW, FLAT series	EP10427886
	Motion detector MD 180i/16 Basic white, BASIC series	EB10430459
Optional	Escape route light ELH C LED SC FM	EN10080012
	Escape route light ELX 20 LEDi Flat 3h	EN10077227

Lighting	Ceiling/wall luminaire ELLEN 300 12W 4000K MILKY AUTO on/off	E010850066
	Downlight ELSA 225 18W 4000K MILKY on/off	E010300059
Light control	Motion detector in the luminaire	
	Motion detector MD 360/8 Basic white, BASIC series	EB10430404

Lighting	Office floor light ISABELLE 45W 4000K BK CRYSTAL PD S-BASE	E010306037
	Lighting system CELINE 600 120W TW CRYSTAL ELC QUADRO SET KNX	EQ10122781
	Downlight ALICIA 68 / 36° 9W 4000K CLEAR on/off	E010302053
	Ceiling luminaire STELLA 300 17W 4000K PRISMATIC ON/OFF	EQ10600067
Light and HVAC control	Presence detector in the office floor light/lighting system	
	Presence detector PD-ATMO 360i/8 O KNX white, ATMO series	EP10427220
	DALI switch actuator SW DALI Full Automation (DALI switch)	EP10427473
	KNX actuator CU-DIN HVAC KNX	EC10430503
Accessories	Surface mounting frame PNL STELLA 300 mounting frame SM WH SLIM	EQ10600340

Lighting	Light system CELINE 600 120 W TW MILKY ELC QUADRO SET	EQ10122538
	Ceiling light STELLA 600 33W 4000K PRISMATIC DALI	EQ10600234
Light and HVAC control	Presence detector in the lighting system	
	Presence detector PD-C360i/8 DUO DALI opal frosted, COMPACT series	EP10427442
	DALI switch actuator SW DALI Full Automation (DALI switch)	EP10427473

Lighting	Office Floor Light PRANA+ 110W TW WH CRYSTAL SL	EV10401008
	Light system CELINE 600 120W TW MILKY ELC QUADRO SET KNX	EQ10122736
	Downlight STINA 90 / 25° 15W 4000K WHITE CLEAR ON/OFF	E010304118
	Downlights ALICIA 68 / 36° 9W 4000K CLEAR on/off	E010302053
Light and HVAC control	Presence detector in the office floor light/lighting system	
	Presence detector PD-ATMO 360i/8 O KNX white, ATMO series	EP10427220
	KNX actuator CU-DIN HVAC KNX	EC10430503
	KNX actuator CU-DIN R 4-CH 16A KNX	EC10430282
	DALI switch actuator, SW DALI Full Automation (DALI switch)	EP10427473

ENTRANCE AREAS



CORRIDORS



STAIRCASES



OPEN-PLAN OFFICES



STANDARD INDIVIDUAL OFFICES




EXCLUSIVE INDIVIDUAL OFFICES



MEETING ROOMS



SIDE ROOMS



SANITARY FACILITIES



CANTEENS



OUTDOOR AREAS



Lighting	Lighting system CELINE 600 120W 4000K CRYSTAL ELC QUADRO BT	EQ10122682
	Downlight ALICIA 68 / 36° 9W 4000K CLEAR ON/OFF	E010302053
	Pendulum light PRANA+ 60W 4000K CR CRYSTAL DALI	EV10125010
	Downlight STINA 112 / 60° 15W 4000K WHITE CLEAR ON/OFF	E010304194
Light and HVAC control	Presence detector in the lighting system	
	Presence detector PD-ATMO 360i/8 O KNX white, ATMO series	EP10427220
	DALI switch actuator SW DALI Full Automation (DALI switch)	EP10427473
	KNX actuator CU-DIN HVAC KNX	EC10430503
	KNX actuator CU-DIN R 4-CH 16A KNX	EC10430282
Interface	KNX-DALI-Gateway CU-DIN GW DALI KNX	EC10430336

Lighting	Ceiling light STELLA 600 33W 3000K MILKY 22 on/off	EQ10600012
	Downlight ELSA 225 18W 4000K MILKY on/off	E010300059
Light control	Presence detector PD-FLAT 360i/8 RW, FLAT series	EP10427930
	Presence detector PD 360/8 Basic white, BASIC series	EB10430411

Lighting	Downlight ELSA 225 18 W 3000 K MILKY DALI	E010300240
	Downlight STINA 90 / 25° 15W 3000K WHITE CLEAR on/off	E010304101
Light and HVAC control	Presence detector PD-ATMO 360i/8 O KNX white, ATMO series	EP10427220
	Presence detector PD-C360i/8plus white, COMPACT series, HVAC relay in the presence detector	EP10425042
	KNX actuator CU-DIN HVAC KNX	EC10430503
Interface	KNX DALI gateway, CU-DIN GW DALI KNX	EC10430336
Optional	Escape sign luminaire SLX 14 LEDi Flat 3h	EN10077609
	Escape sign luminaire SLC LEDi SC/C wall mounting	EN10030314

Lighting	Light system CELINE 1200x300 120 W 4000 K MILKY ELC QUADRO SET	EQ10127519
	Downlight ELSA 165 9W 4000K MILKY DALI	E010300233
	Downlight ELSA 225 18 W 3000 K MILKY DALI	E010300240
Light and HVAC control	Presence detector in the lighting system	
	Presence detector PD-C360i/24 DUO DALI opal frosted, COMPACT series	EP10427459
	DALI switch actuator SW DALI Full Automation (DALI switch)	EP10427473

Lighting	Bollard ALVA 360° 940 / 170 16 W 3000K ANTH. CLEAR AUTO DALI	EL10820403
	Bollard ALVA 360° 940 / 170 16 W 3000K ANTH. CLEAR DALI	EL10820205
	Up-/Downlight ALVA 2x13° 10W 3000K AN on/off	EL10830006
	Floodlight AFL SUN LED 50W 5K black	EL10810282
	Floodlight OFL SUN LED 50W 5K black	EL10810268
Light control	Motion detector in the bollard light/floodlight	

MAKING IT SIMPLE

ESYLUX SUPPORTS YOU FROM PLANNING UNTIL THE VERY LAST STEP

When it comes to completing a specific project, we offer on-demand support from the very beginning. Experts from our project department are available to support from the earliest planning stage. They can help with everything from selecting the right product through to correct positioning and optimum functional planning. Our experts can also assist you with regard to energy efficiency and identifying and exploiting existing potential. When it comes specifically to light planning, you can also download our ESYLUX plugins for DIALux and Relux.

JUST A PHONE CALL AWAY

If questions need to be answered immediately and with a personal response, we are easy to reach. Our experts are available for you to contact directly via the technical hotline, at no additional cost. Whether you have questions about technical features, assembly or installation, you can therefore receive first-hand, expert advice that is professional, friendly and fast.



**ESYLUX
ACADEMY**

Informing and instructing our customers is of utmost importance to us.



**SUPPORT FOR PLAN-
NING AND PROJECT
MANAGEMENT**

From project planning through to completion, we are always at your side when you need us.



**EXTENDED
MANUFACTURER'S
WARRANTY**

Quality often just an empty promise. For us, it is an obligation.



**ONLINE
DOCUMENTATION**

Information is precious – especially if it is easy to find and use.



ESYLUX Deutschland GmbH

An der Strusbek 40
22926 Ahrensburg | Deutschland
t: +49 4102 489 0
info@esylux.de
www.esylux.de

ESYLUX Belgium nv

Vlamstraat 7 bus 2
9450 Denderhoutem-Haaltert | België
t: +32 53 850 570
info@esylux.be
www.esylux.be

ESYLUX Danmark ApS

Kokholm 3A
6000 Kolding | Danmark
t: +45 76 72 90 90
info@esylux.dk
www.esylux.dk

ESYLUX France SARL

5 rue de Castiglione
75001 Paris | France
t: +33 1 5345 10 55
info@esylux.fr
www.esylux.fr

ESYLUX Nederland B.V.

Leeghwaterstraat 35
3364 AE Slidrecht | Nederland
t: +31 184 647 000
info@esylux.nl
www.esylux.nl

ESYLUX Norge AS

Strandveien 35
1366 Lysaker | Norge
t: +47 2255 52 00
info@esylux.no
www.esylux.no

ESYLUX Österreich GmbH

Hafenstraße 2A
4020 Linz | Österreich
t: +43 732 788 188 0
info@esylux.at
www.esylux.at

ESYLUX Portugal, Lda.

Lagoas Park Edifício 8, Piso 1
2740-244 Porto Salvo | Portugal
t: +351 214 236 170
comercial@esylux.pt
www.esylux.pt

ESYLUX Russia

ООО "ИЗИЛЮКС РУ"
ул. Малая Калужская
д. 15, стр. 17 | эт. 3, оф. 541
119071 г. Москва | Россия
t: +7 495 782 72 40
info@esylux.ru
www.esylux.ru

ESYLUX Suomi Oy

Valimotie 21
00380 Helsinki | Suomi
t: +358 20 779 26 60
info@esylux.fi
www.esylux.fi

ESYLUX Sverige AB

Färögatan 33
164 51 Kista | Sverige
t: +46 470 853 00
info@esylux.se
www.esylux.se

ESYLUX Swiss AG

Steinackerstrasse 29
Postfach
8302 Kloten | Schweiz
t: +41 44 808 61 00
info@esylux.ch
www.esylux.ch

ESYLUX Asia Ltd.

No. 4 32/F Saxon Tower
7 Cheung Shun Street
Lai Chi Kok | Kowloon | Hong Kong
t: +852 3107 89 12
sales@esylux.com.hk
www.esylux.com.hk

ESYLUX GmbH (Export)

An der Strusbek 40
22926 Ahrensburg | Germany
t: +49 4102 888 80 0
sales@esylux.com
www.esylux.com



www.esylux.com

Photo credits:

Shutterstock: 147183467 | istock: 636344050,
108195326, 000019125406 | Gettyimages:
515034451, 139094574, 85406551, 139094574,
535340606, 697387591, 524174996, 185124275,
175299339, 488888801, 637951980, 707454797,
637249110, 106905914, 98844724, 472098295,
498111465, 669105200, 518345403, 482148863,
531241912, 457983239, 495604235, 153362937,
475980520 | Fotolia: 69040059