

## INSTALLATION INSTRUCTIONS



### Model: LED Button

Thank you for purchasing this SIMX LED Button. This light is suitable for sheltered outdoor permanent use and requires a 220/240VAC power supply. Please read this manual thoroughly before installation and retain for future reference.



Model	Description
LHT0255	LED Button Round Plain Black
LHT0256	LED Button Round Plain White
LHT0257	LED Button Round Plain Silver
LHT0258	LED Button Oval Plain Black
LHT0259	LED Button Oval Plain White
LHT0260	LED Button Oval Plain Silver

Model	Description
LHT0261	LED Button Round Bar Black
LHT0262	LED Button Round Bar White
LHT0263	LED Button Round Bar Silver
LHT0264	LED Button Oval Bar Black
LHT0265	LED Button Oval Bar White
LHT0266	LED Button Oval Bar Silver

### TECHNICAL SPECIFICATIONS

**Power source:** 230 AC 50Hz  
**LED Type:** SMD5630 x 12  
**Rated load:** 6W max  
**Luminous flux:** 430 lumens

**CRI (Ra):** >80  
**Ingress Protection:** IP44  
**Construction:** Alloy, Polycarbonate, Stainless Steel  
**Warranty:** 2 Years

#### ! IMPORTANT

This product is suitable for use only with a supply voltage of 220-240V AC 50Hz. All electrical work must be carried out in accordance with local and national electrical codes as applicable. We strongly recommend that this light fitting is installed by a registered electrician. Always switch power off prior to installation. A means of mains power isolation must be installed on the circuit for the purpose of safe access for any internal cleaning or maintenance. This light fitting is not intended for use by persons (including children) with reduced physical, sensory or mental capabilities, or lack of experience and knowledge, unless they have been given supervision or instruction concerning use of the appliance by a person responsible for their safety. Young children should be supervised to ensure that they do not play with the appliance. Any changes or modifications made or attempted to this product, without the prior written approval of the manufacturer, will void any and all stated warranties.

## INSTALLATION/WIRING GUIDE

This light fitting is rated to IP44. This means that it is suitable for use in sheltered outdoor locations. Please ensure the desired location does not exceed this rating. It is suitable for ceiling or wall mounting. This light fitting is Class 1 and must be earthed for electrical safety.



Fig A

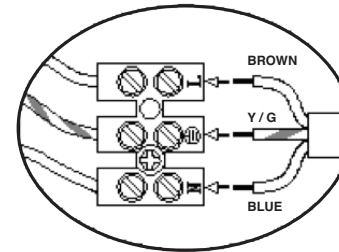
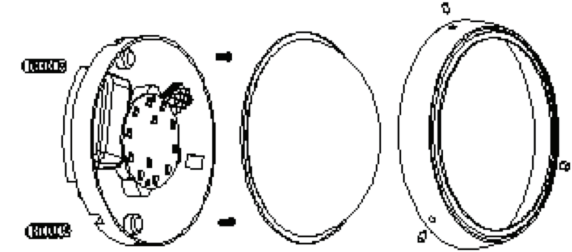


Fig B



- Disconnect the power supply, and feed the power cable through the hole in rear of the housing.
- Secure light fitting to the mounting surface with the supplied screws.
- Terminate the wiring (Fig A).
- Reassemble light fitting carefully (Fig B). Ensure all glands are in place and the front trim is secured firmly.
- Reconnect power supply and test.

### MANUFACTURERS EXTENDED WARRANTY

This product is guaranteed by SIMX Ltd for 24 MONTHS from the date of purchase against faulty materials or workmanship which affects its designed ability to operate. During this period if the product has a defect of this nature it will be repaired or replaced free of charge by SIMX with the same item, or a similar one of higher specification. ON CONDITION THAT:

The buyer returns it to the seller from whom it was bought, freight paid.

The product has been bought by the user. i.e. a receipt/sales invoice is produced as proof of purchase.

The product has not been misused or handled carelessly, installed in anyway contrary to the installation instructions, or installed in any unusually exposed or harsh environmental conditions.

This guarantee excludes liability for discolouration of paint or plastic, or any user replaceable parts. It does not confer any rights other than those expressly set out above and does not cover any claims for consequential loss or damage.

Our Goods come with guarantees that cannot be excluded under the Australian and New Zealand Consumer Law. You are entitled to a replacement or refund for a major failure and for compensation for any other reasonably foreseeable loss or damage. You are also entitled to have the Goods repaired or replaced if the Goods fail to be of acceptable quality and the failure does not amount to a major failure.



**Distributed by:** Simx Limited  
 Ph: +64 9 259 1660 | Technical Support Ph: +64 9 259 1662  
 Email: sales@simx.co.nz | www.simx.co.nz  
 Simx reserves the right to alter technical specifications without prior warning

## INSTALLATION INSTRUCTIONS



### Model: LED Button

Thank you for purchasing this SIMX LED Button. This light is suitable for sheltered outdoor permanent use and requires a 220/240VAC power supply. Please read this manual thoroughly before installation and retain for future reference.



Model	Description
LHT0255	LED Button Round Plain Black
LHT0256	LED Button Round Plain White
LHT0257	LED Button Round Plain Silver
LHT0258	LED Button Oval Plain Black
LHT0259	LED Button Oval Plain White
LHT0260	LED Button Oval Plain Silver

Model	Description
LHT0261	LED Button Round Bar Black
LHT0262	LED Button Round Bar White
LHT0263	LED Button Round Bar Silver
LHT0264	LED Button Oval Bar Black
LHT0265	LED Button Oval Bar White
LHT0266	LED Button Oval Bar Silver

### TECHNICAL SPECIFICATIONS

**Power source:** 230 AC 50Hz  
**LED Type:** SMD5630 x 12  
**Rated load:** 6W max  
**Luminous flux:** 430 lumens

**CRI (Ra):** >80  
**Ingress Protection:** IP44  
**Construction:** Alloy, Polycarbonate, Stainless Steel  
**Warranty:** 2 Years

#### ! IMPORTANT

This product is suitable for use only with a supply voltage of 220-240V AC 50Hz. All electrical work must be carried out in accordance with local and national electrical codes as applicable. We strongly recommend that this light fitting is installed by a registered electrician. Always switch power off prior to installation. A means of mains power isolation must be installed on the circuit for the purpose of safe access for any internal cleaning or maintenance. This light fitting is not intended for use by persons (including children) with reduced physical, sensory or mental capabilities, or lack of experience and knowledge, unless they have been given supervision or instruction concerning use of the appliance by a person responsible for their safety. Young children should be supervised to ensure that they do not play with the appliance. Any changes or modifications made or attempted to this product, without the prior written approval of the manufacturer, will void any and all stated warranties.

## INSTALLATION/WIRING GUIDE

This light fitting is rated to IP44. This means that it is suitable for use in sheltered outdoor locations. Please ensure the desired location does not exceed this rating. It is suitable for ceiling or wall mounting. This light fitting is Class 1 and must be earthed for electrical safety.



Fig A

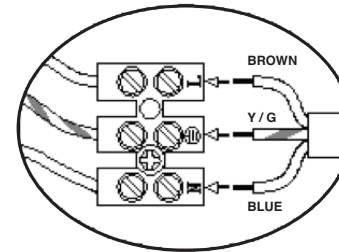
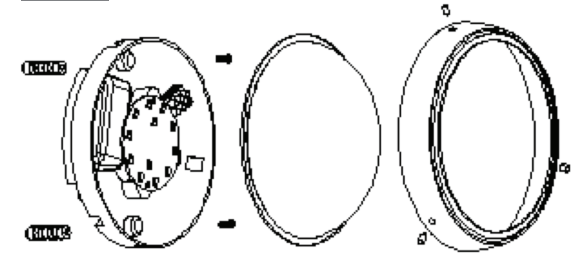


Fig B



- Disconnect the power supply, and feed the power cable through the hole in rear of the housing.
- Secure light fitting to the mounting surface with the supplied screws.
- Terminate the wiring (Fig A).
- Reassemble light fitting carefully (Fig B). Ensure all glands are in place and the front trim is secured firmly.
- Reconnect power supply and test.

### MANUFACTURERS EXTENDED WARRANTY

This product is guaranteed by SIMX Ltd for 24 MONTHS from the date of purchase against faulty materials or workmanship which affects its designed ability to operate. During this period if the product has a defect of this nature it will be repaired or replaced free of charge by SIMX with the same item, or a similar one of higher specification. ON CONDITION THAT:

The buyer returns it to the seller from whom it was bought, freight paid.

The product has been bought by the user. i.e. a receipt/sales invoice is produced as proof of purchase.

The product has not been misused or handled carelessly, installed in anyway contrary to the installation instructions, or installed in any unusually exposed or harsh environmental conditions.

This guarantee excludes liability for discolouration of paint or plastic, or any user replaceable parts. It does not confer any rights other than those expressly set out above and does not cover any claims for consequential loss or damage.

Our Goods come with guarantees that cannot be excluded under the Australian and New Zealand Consumer Law. You are entitled to a replacement or refund for a major failure and for compensation for any other reasonably foreseeable loss or damage. You are also entitled to have the Goods repaired or replaced if the Goods fail to be of acceptable quality and the failure does not amount to a major failure.



**Distributed by:** Simx Limited  
 Ph: +64 9 259 1660 | Technical Support Ph: +64 9 259 1662  
 Email: sales@simx.co.nz | www.simx.co.nz  
 Simx reserves the right to alter technical specifications without prior warning