

INSTALLATION INSTRUCTIONS



WP LINEAR 600
2200 LUMEN
LHT1168





WP LINEAR 1200
4400 LUMEN
LHT1169

WP LINEAR 1500
6600 LUMEN
LHT1170



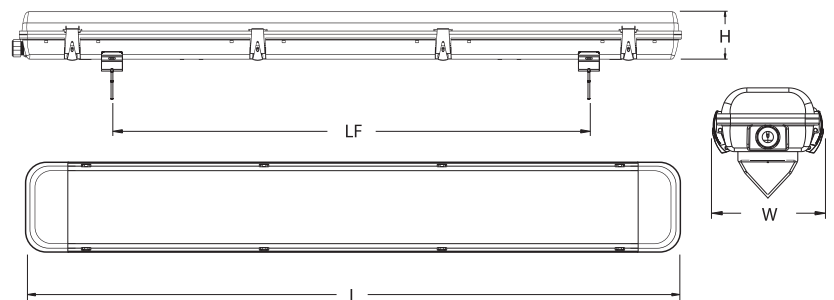
Thank you for purchasing the Simx Lighting WP Linear luminaire. This product is suitable for wet room and exterior locations. It requires a 230V AC power supply to operate and should be installed by a registered electrician. Please read this manual before installation and retain for future reference.

TECHNICAL SPECIFICATIONS

Model	LHT1168		LHT1169		LHT1170	
Power Source	230-240V AC 50Hz					
Wattage	20W		40W		60W	
LED Colour Selectable	4000K, 5000K, 6500K					
Lumen Adjust Method (DIPswitch located on driver)	100%		Switch 1 = Off Switch 2 = Off	2200 lm	4400 lm	6600 lm
	85%		Switch 1 = Off Switch 2 = On	1900 lm	3750 lm	5600 lm
	70%		Switch 1 = On Switch 2 = Off	1550 lm	3100 lm	4600 lm
	55%		Switch 1 = On Switch 2 = On	1200 lm	2400 lm	3600 lm
Beam Spread	110° (approx.)					
IP Rating	IP65					
Safety	Class I					
Mounting	Ceiling or suspended					
Construction	Polycarbonate, S/S 304 clasps					
Warranty	5 years					

DIMENSIONS (mm)

Model	L	W	H	LF
LHT1168	650	117	70	370
LHT1169	1250	117	70	800
LHT1170	1550	117	70	940



Specifications are subject to change without notice.

! IMPORTANT

This product is suitable for use only with a supply voltage of 230-240V AC, 50Hz.

All electrical work must be carried out in accordance with local and national electrical codes as applicable. We strongly recommend that this light fitting is installed by a registered electrician.

Always switch power off prior to installation. A means of mains power isolation must be installed in the circuit for the purpose of safe access for any internal cleaning, recalibration, or maintenance.

This light fitting is not intended for use by persons (including children) with reduced physical, sensory or mental capabilities, or lack of experience and knowledge, unless they have been given supervision or instruction concerning use of the appliance by a person responsible for their safety. Young children should be supervised to ensure that they do not play with the appliance.

Any changes or modifications made or attempted to this product, without the prior written approval of the manufacturer, will void any and all stated warranties.

Installation

1 Surface Mounting

Type Desc	LF (mm)
LHT1168	370
LHT1169	800
LHT1170	940

Suspension Mounting

Suspension wire/chain not supplied

2

L

E

N

- Access to Termination is located at the centre of the luminaire.
- Wiring can enter either through the rear of the luminaire, or through the end gland.
- Remove Clear cover, push grey holders on the geartray aside to release.
- Complete termination to the terminal block.
- Realign geartray to the housing and click into place.
- Realign clear front cover and click into place with the Stainless Steel clasps.
- Clasps can be screw locked for added security if needed.

Take care with cables when reassembling to avoid any pinching.

Colour Temperature Adjustment

The colour switch (located on geartray) changes the Colour Temperature of the light to 4K, 5K, 6.5K, slide to select the colour of LED output.

3

PUSH TO
CLICK CLOSED

MANUFACTURERS EXTENDED WARRANTY

This product is guaranteed by SIMX Ltd and Ventair Pty Ltd for 5 years from the date of purchase against faulty materials or workmanship which affects its designed ability to operate. During this period if the product has a defect of this nature it will be repaired or replaced free of charge by SIMX with the same item, or a similar one of higher specification.

ON CONDITION THAT:

- The buyer returns it to the seller from whom it was bought, freight paid.
- The product has been bought by the user (ie. a receipt/sales invoice is produced as proof of purchase).
- The product has not been misused or handled carelessly, installed in any way contrary to the installation instructions, or installed in any unusually exposed or harsh environmental conditions.

This guarantee excludes liability for discolouration and/or delamination of paint or plastic, or any user serviceable parts. It does not confer any rights other than those expressly set out above and does not cover any claims for consequential loss or damage.

Our Goods come with guarantees that cannot be excluded under either Australian, or New Zealand, Consumer Law.

You are entitled to a replacement or refund for a major failure and for compensation for any other reasonably foreseeable loss or damage. You are also entitled to have the Goods repaired or replaced if the Goods fail to be of acceptable quality and the failure does not amount to a major failure.

