



DECORATIVE
EXTERIOR LIGHTING
& SENSORS

Simx Lighting prides itself on selecting only top quality products with reliable components and workmanship. Unique and often ground breaking features with real user benefits are high priorities in our selection process.

A key part of our process is in working directly with carefully selected manufacturers to design product that best suit New Zealand conditions. Whether that is by improving raw material selection, functionality, or changes to facilitate easier installation, we ready our products and look for ongoing improvements to ensure your experience with Simx Lighting is a positive one.

To this end, we have taken New Zealand's unique geography as inspiration for architectural design themes using our natural landscapes and colour tones as the basis for a set of new products which complement each other as well as modern New Zealand home design.

ESYLUX

Esylux a German-based innovator and manufacturer of intelligent automation and lighting solutions - a welcome addition to the Simx Ltd product offering.

In light of the often complex requirements, close attention is given to the simple operation of our product solutions. Together with ensuring the highest standards in quality, design, convenience and service are met, Esylux products are always delivering new, surprisingly easy solutions for the perfect synergy between automation and lighting in any space.

WALL LIGHTS

LIGHTING PEOPLE AND SPACES

TEKAPO



PUKAKI



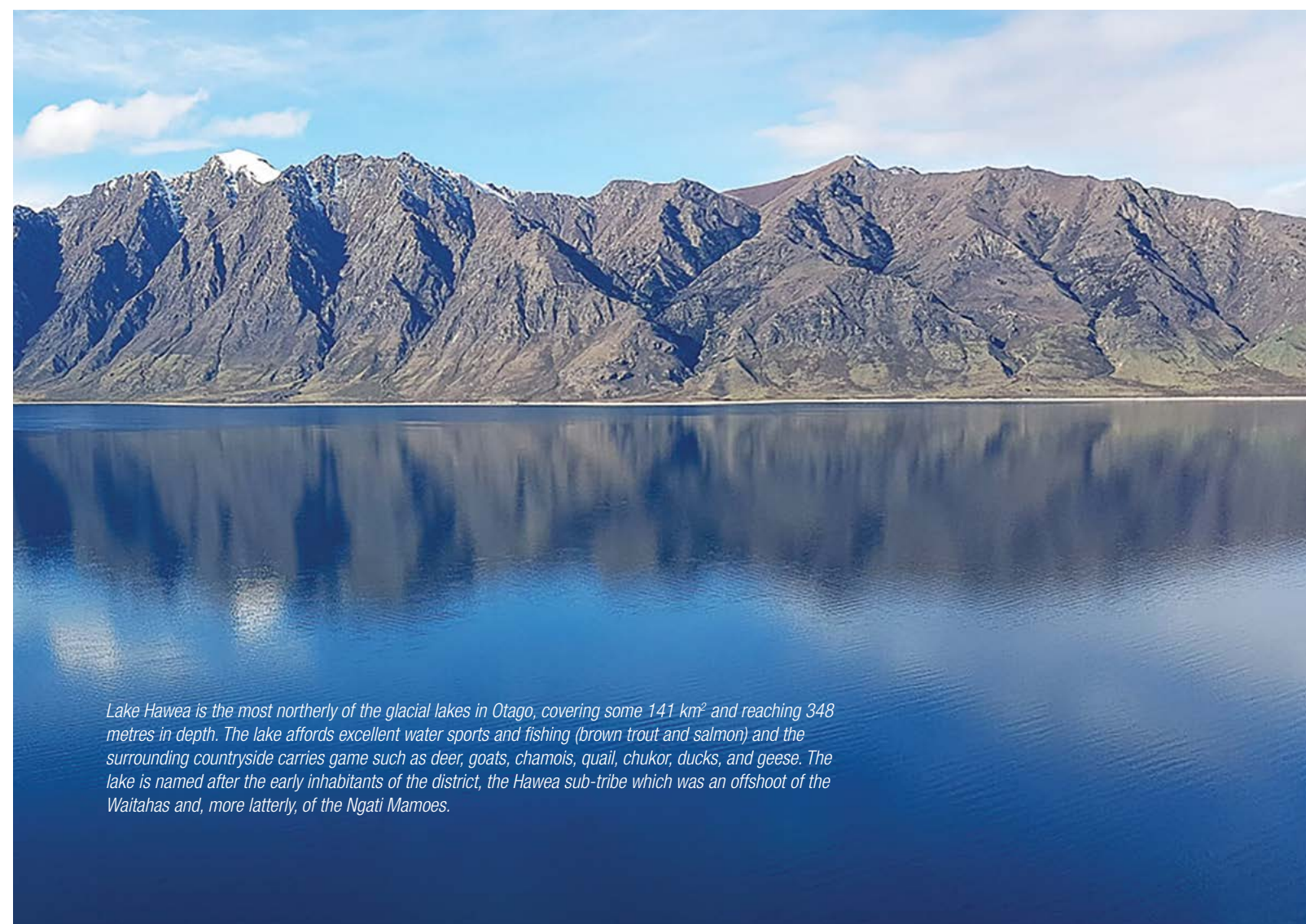
HAWEA



WAKATIPU



WANAKA



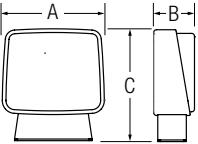
Lake Hawea is the most northerly of the glacial lakes in Otago, covering some 141 km² and reaching 348 metres in depth. The lake affords excellent water sports and fishing (brown trout and salmon) and the surrounding countryside carries game such as deer, goats, chamois, quail, chukor, ducks, and geese. The lake is named after the early inhabitants of the district, the Hawea sub-tribe which was an offshoot of the Waitahas and, more latterly, of the Ngati Mamoos.



PUKAKI

- Modern design for modern decor
- Compact weather construction
- Use over doorways and access areas
- Powder-coated cast alloy, UV-stabilised polycarbonate

10W			
Product Code	Anthracite		LHT1111
	White		LHT1112
LED Colour			3000K
Luminous Flux			460 lm
IP Rating			IP65
Dimensions	125mm (A)	50mm (B)	137mm (C)

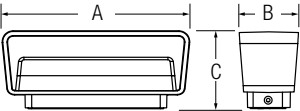


HAWEA

- Extra heavy duty construction
- Up/down light output
- Residential and commercial use
- Powder-coated cast alloy, UV-stabilised polycarbonate

7W			
Product Code	Anthracite		LHT1119
	White		LHT1120
LED Colour			3000K
Luminous Flux			170 lm
IP Rating			IP65
Dimensions	175mm (A)	64 mm (B)	83mm (C)

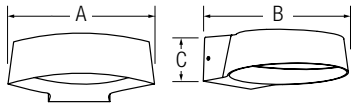
13W			
Product Code	Anthracite		LHT1121
	White		LHT1122
LED Colour			3000K
Luminous Flux			600 lm
IP Rating			IP65
Dimensions	248mm (A)	70mm (B)	115mm (C)



TEKAPO

- Zero uplight for clearer night skies
- Suitable for both commercial and residential use
- Warm white output for reduced sky glow
- Powder-coated cast alloy, UV-stabilised polycarbonate

12W			
Product Code	Black		LHT1113
	White		LHT1114
LED Colour			3000K
Luminous Flux			900 lm
IP Rating			IP54
Dimensions	162mm (A)	192mm (B)	60mm (C)

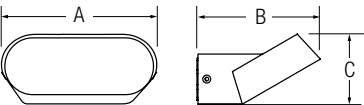


WAKATIPU

- Popular European styling
- Angled face for wider coverage
- Patios and pathways in commercial and residential spaces
- Powder-coated cast alloy, UV-stabilised polycarbonate

7W			
Product Code	Anthracite		LHT1115
	White		LHT1116
LED Colour			3000K
Luminous Flux			235 lm
IP Rating			IP65
Dimensions	180mm (A)	114mm (B)	65mm (C)

13W			
Product Code	Anthracite		LHT1117
	White		LHT1118
LED Colour			3000K
Luminous Flux			360 lm
IP Rating			IP65
Dimensions	250mm (A)	123mm (B)	74mm (C)





UP/DOWN LIGHTS

VERSATILE FACADE LIGHTING



AORAKI



TARAWERA



RUAPEHU



TUTOKO



TONGARIRO

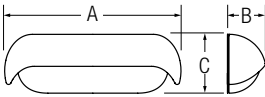


WANAKA

- Sleek design creating exceptional styling
- Zero frame lens
- Soft warm white output for patios and balconies
- Powder-coated cast alloy, UV-stabilised polycarbonate

12W

Product Code	Anthracite	LHT1109
	White	LHT1110
LED Colour	3000K	
Luminous Flux	690 lm	
IP Rating	IP65	
Dimensions	270mm (A) 58mm (B) 100mm (C)	



Aoraki / Mount Cook is the highest mountain in New Zealand. In legend, Aoraki (Cloud in the Sky) was one of the sky father's four sons who had gone off in a canoe to explore the southern ocean. Intending to return home their canoe capsized turning into the land formation now known as the South Island. Aoraki and his brothers clambered on to the high side and were turned to stone to become the Southern Alps. They are still there today with Aoraki, the highest peak (Mount Cook) surrounded by his brothers who are the next highest peaks. Abel Tasman's crew decided to name the peak in English; "Mount Cook" in honour of Captain James Cook.



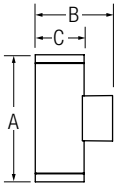


RUAPEHU

- Contemporary and robust design
- High quality optics - 38°
- Low glare direct output
- Powder-coated cast alloy, tempered glass

2 x 6W		
Product Code	Anthracite	LHT1131
	Black	LHT1177
LED Colour	3000K	
Luminous Flux	950 lm	
IP Rating	IP65	
Dimensions	178mm (A)	94mm (B) Ø 63mm (C)

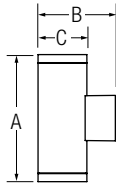
2 x 12W		
Product Code	Anthracite	LHT1133
	Black	LHT1197
LED Colour	3000K	
Luminous Flux	1550 lm	
IP Rating	IP65	
Dimensions	280mm (A)	171mm (B) Ø 108mm (C)



TUTOKO

- Modern design for modern decor
- Durable, water and dustproof
- Excellent patio and entrance lighting
- Powder-coated cast alloy, UV-stabilised polycarbonate

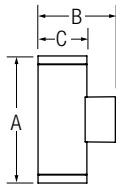
2 x 6W		
Product Code	Anthracite	LHT1146
	Black	LHT1180
LED Colour	3000K	
Luminous Flux	950 lm	
IP Rating	IP65	
Dimensions	178mm (A)	97mm (B) Ø 63mm (C)



TONGARIRO

- Subtle side light effect
- Durable, water and dustproof
- Excellent patio and entrance lighting
- Powder-coated cast alloy, UV-stabilised polycarbonate

2 x 6W		
Product Code	LHT1129	
LED Colour	3000K	
Luminous Flux	490 lm	
IP Rating	IP65	
Dimensions	175mm (A)	94mm (B) Ø 63mm (C)

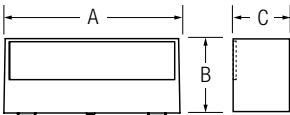


AORAKI

- Subtle sidelight effect
- Durable, water and dustproof
- Warm white light creates a welcoming ambient
- Powder-coated cast alloy, UV-stabilised polycarbonate

2 x 3W			
Product Code	LHT1127		
LED Colour	3000K		
Luminous Flux	340 lm		
IP Rating	IP65		
Dimensions	142mm (A)	62mm (B)	54mm (C)

2 x 8W			
Product Code	LHT1128		
LED Colour	3000K		
Luminous Flux	850 lm		
IP Rating	IP65		
Dimensions	220mm (A)	70mm (B)	57mm (C)





DOWNLIGHTERS

VERSATILE FACADE LIGHTING



TARAWERA



RUAPEHU



TUTOKO



TONGARIRO

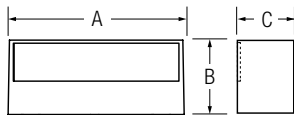


TARAWERA

- Low glare direct output
- Robust and compact construction
- Creates beautiful grazing effect on facades
- Powder-coated cast alloy, tempered glass

2 x 3W	
Product Code	LHT1135
LED Colour	3000K
Luminous Flux	450 lm
IP Rating	IP65
Dimensions	142mm (A) 62mm (B) 47mm (C)

2 x 8W	
Product Code	LHT1136
LED Colour	3000K
Luminous Flux	1000 lm
IP Rating	IP65
Dimensions	220mm (A) 69mm (B) 45mm (C)



Ruapehu, the largest active volcano in New Zealand, is the highest point in the North Island and has three major peaks: Tahurangi (2,797 m), Te Heuheu (2,755 m) and Paretetaitonga (2,751 m). The deep, active crater is between the peaks and fills with water between major eruptions, being known as Crater Lake (Te Wai a-moe). The name Ruapehu means "pit of noise" or "exploding pit".

RUAPEHU

- Contemporary and robust design
- High quality optics - 38°
- Low glare direct output
- Powder-coated cast alloy, tempered glass

7W		
Product Code	Anthracite	LHT1132
	Black	LHT1178
LED Colour	3000K	
Luminous Flux	500 lm	
IP Rating	IP65	
Dimensions	120mm (A)	94mm (B) Ø 63mm (C)

2 x 12W		
Product Code	Anthracite	LHT1134
	Black	LHT1198
LED Colour	3000K	
Luminous Flux	810 lm	
IP Rating	IP65	
Dimensions	190mm (A)	171mm (B) Ø 108mm (C)

TUTOKO

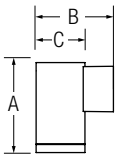
- Subtle side light effect
- Durable, water and dustproof
- Excellent patio and entrance lighting
- Powder-coated cast alloy, UV-stabilised polycarbonate

7W		
Product Code	Anthracite	LHT1145
	Black	LHT1179
LED Colour	3000K	
Luminous Flux	500 lm	
IP Rating	IP65	
Dimensions	120mm (A)	97mm (B) 63mm (C)

TONGARIRO

- Subtle side light effect
- Durable, water and dustproof
- Excellent patio and entrance lighting
- Powder-coated cast alloy, UV-stabilised polycarbonate

7W		
Product Code	LHT1130	
LED Colour	3000K	
Luminous Flux	275 lm	
IP Rating	IP65	
Dimensions	120mm (A)	94mm (B) Ø 63mm (C)



TARAWERA

- Low glare direct output
- Robust and compact construction
- Creates beautiful grazing effect on facades
- Powder-coated cast alloy, tempered glass


12W - ZERO UPLIGHT			
Product Code	LHT1137		
LED Colour	3000K		
Luminous Flux	650 lm		
IP Rating	IP65		
Dimensions	220mm (A)	72.5mm (B)	32mm (C)



LED STEPLIGHTS
NON-INVASIVE PATHWAY AND PATIO LIGHTING



WAITOMO



RUAKURI



LED WASHER



WAITOMO

- Colour change LED to suit location
- High quality construction
- Powder-coated cast alloy
- Base light, trim and spring set

3W LED STEPLIGHT - ROUND FAN

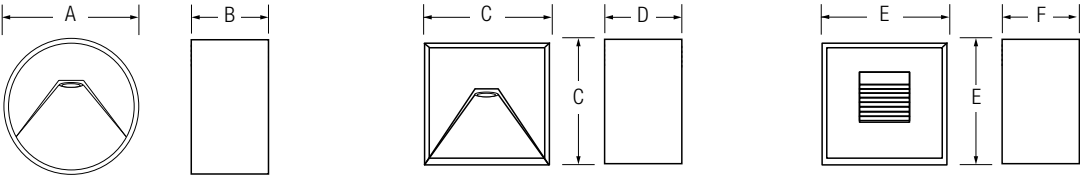
Product Code	Black	LHT1148
	White	LHT1149
LED Colour Selectable	3000K, 4000K, 6000K	
Luminous Flux (approx)	120 lm	
IP Rating	IP44	
Dimensions	Ø 79mm (A)	54mm (B)

3W LED STEPLIGHT - SQUARE FAN

Product Code	Black	LHT1150
	White	LHT1151
LED Colour Selectable	3000K, 4000K, 6000K	
Luminous Flux (approx)	120 lm	
IP Rating	IP44	
Dimensions	85mm (C)	57mm (D)

3W LED STEPLIGHT - SQUARE TIER

Product Code	Black	LHT1152
	White	LHT1153
LED Colour Selectable	3000K, 4000K, 6000K	
Luminous Flux (approx)	120 lm	
IP Rating	IP44	
Dimensions	85mm (E)	57mm (F)



RUAKURI

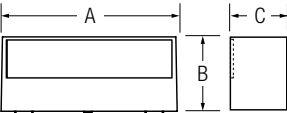
- 0% upward light
- Powder-coated cast alloy
- Flush box for solid walls included

4W LED STEPLIGHT - LINEAR

Product Code	LHT1154		
LED Colour	3000K, CRI80		
Luminous Flux	130 lm		
IP Rating	IP65		
Dimensions	160mm (A)	66mm (B)	73mm (C)

10W LED STEPLIGHT - LINEAR

Product Code	LHT1155		
LED Colour	3000K, CRI80		
Luminous Flux	380 lm		
IP Rating	IP65		
Dimensions	280mm (A)	66mm (B)	73mm (C)



LED WASHERS

- Directional navigation and effect lighting
- No remote driver needed
- Both White & Black trims included
- Surface mount solution

1.0W LED WASHER - VERTICAL

Product Code	LHT0252		
LED Colour	4000K		
Luminous Flux (approx)	50 lm		
IP Rating	IP54		
Dimensions	230mm (A)	80mm (B)	27mm(C)

1.6W LED WASHER - SQUARE

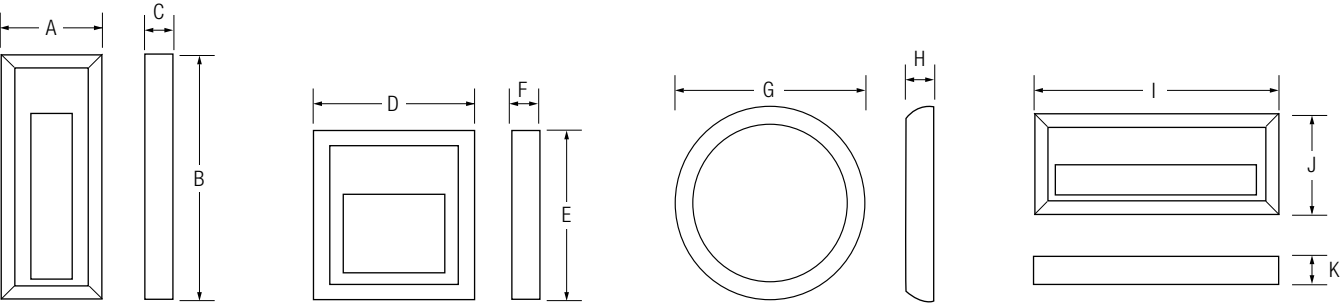
Product Code	LHT0253		
LED Colour	4000K		
Luminous Flux (approx)	80 lm		
IP Rating	IP54		
Dimensions	125mm (D)	127mm (E)	27mm(F)

2.0W LED WASHER - ROUND

Product Code	LHT0254		
LED Colour	4000K		
Luminous Flux (approx)	100 lm		
IP Rating	IP54		
Dimensions	Ø 150mm (G)	27mm (H)	

3.5W LED WASHER - HORIZONTAL

Product Code	LHT0251		
LED Colour	4000K		
Luminous Flux (approx)	180 lm		
IP Rating	IP54		
Dimensions	230mm (I)	80mm (J)	27mm(K)



BOLLARDS

QUALITY SOLUTIONS FOR ACCESSWAYS AND PATHS

ESYLUX



ALVA

- High grade construction protects against sea air
- Suitable for path, forecourt, driveway or green area lighting
- Powder-coated cast alloy

7W CLEAR

Product Code	3K	Anthracite Standard Switching	EL10821134	
		Anthracite PIR DALI Switching	EL10821172	
		Anthracite DALI Switching	EL10821257	
	4K	Anthracite Standard Switching	EL10821158	
		Anthracite PIR DALI Switching	EL10821196	
		Anthracite DALI Switching	EL10821264	
		White Standard Switching	EL10821141	
	LED Colour and			3000K
Luminous Flux			4000K	560 lm
IP Rating			IP65	
Rated Life			L70B10 = 105,000hrs	
Dimensions			700mm (A)	Ø 100mm (B)

7W MILKY

Product Code	3K	Anthracite Standard Switching	EL10821059
	4K	Anthracite Standard Switching	EL10821073
LED Colour and		3000K	400 lm
Luminous Flux		4000K	460 lm
IP Rating		IP65	
Rated Life		L70B10 = 105,000hrs	
Dimensions		700mm (A)	Ø 100mm (B)

Also available in larger 16 watt models for commercial and public spaces



ESYLUX

SENSORS

PERFECT PARTNERS FOR SECURITY AND SAFETY



DEFENSOR



DEFENSOR
TWILIGHT SWITCH



TRINITY



MD-W



RC 230i



SMART
SENSE



COMPACT
MINI



DEFENSOR

- Time dependent operating modes
- Run-on time on direction of movement
- Intelligent protection against vandalism and sabotage
- Zero cross switching to protect relays
- UV-stabilised polycarbonate

230° (2 x 115°)

Product Code	Anthracite	EM10025389
	White	EM10025372
Detection (adjustable)	Horizontal	230° (2 x 115°)
Range	Diagonal	Ø 40m
	Head-on	Ø 10m
Time On Adjustable		1 - 240 mins
Max. Switching	Resistive	2300W
	LED	600W
IP Rating		IP55

280° (3 x 95°)

Product Code	Anthracite	EM10025402
	White	EM10025396
Detection (adjustable)	Horizontal	280° (3 x 95°)
Range	Diagonal	Ø 40m
	Head-on	Ø 10m
Time On Adjustable		1 - 240 mins
Max. Switching	Resistive	2300W
	LED	600W
IP Rating		IP55



DEFENSOR TWILIGHT SWITCH

- Reliable and discreet safety
- Ambient lighting dependent switching
- Zero cross switching
- Time dependent operating modes

2300W		
Product Code	Timer	ED10025464
	No Timer	ED10025471
Ambient Light Detection		2 - 500 Lux
Ambient Temperature		-25°C - 50°C
Impact Resistance		IK07
IP Rating		IP55



MD-W 200°

- Blends in harmoniously with design of outer facades
- Optimised for controlling LED lights in outdoor areas
- Individual fields of detection for two zones
- UV-stabilised polycarbonate

MOTION DETECTION - 200°		
Product Code	Black	EM10041020
	White	EM10041006
Detection (adjustable)		200° (2 x 100°)
Range	Diagonal	Ø 20m
	Head-on	Ø 10m
Time on Adjustable		15 sec - 16 min
Max. Switching	Resistive	2300W
	LED	600W
IP Rating		IP55



COMPACT MINI

- Practically invisible due to trimless compact size
- No remote electronics required
- Instant operation with factory settings
- UV-stabilised polycarbonate

MOTION DETECTION - 360°					
Range	Switching	Max. Switching	Cut-out Size	IP Rating	Product Code
6m	ON/OFF	170W LED	Ø 20mm	IP65	EP10425851
8m	ON/OFF	600W LED	Ø 25mm	IP55	EP10426001
12m	ON/OFF	600W LED	Ø 25mm	IP55	EP10426018

PRESENCE DETECTION - 360°					
Range	Switching	Max. Switching	Cut-out Size	IP Rating	Product Code
6m	ON/OFF	170W LED	Ø 20mm	IP65	EP10425868
8m	ON/OFF	600W LED	Ø 25mm	IP55	EP10426025
	Slave		Ø 25mm	IP55	EP10426063
12m	ON/OFF	600W LED	Ø 25mm	IP55	EP10426032

Also available for 12-36V AC/DC, DALI, DALI-2 and KNX



RC 230i

- Wall or ceiling mounting
- High level of safety with 360° creep alert
- Zero-crossing switching to protect relays with high inrush
- UV-stabilised polycarbonate

230° (2 x 115°)		
Product Code	Black	EM10015519
	White	EM10015311
Detection (adjustable)		230° (2 x 115°)
Range	Diagonal	Ø 40m
	Head-on	Ø 16m
Max. Switching	Resistive	2300W
	LED	600W
IP Rating		IP54

Also available for 12-36V AC/DC and KNX





SPOTLIGHTS & FLOODLIGHTS

INTELLIGENT LIGHTING FOR SECURITY AND SAFETY



SENSOR LED MAX



ECOSPOT SELECT



LED ECOSPOT



TRINITY LED



ROBO LED



CHAMELEON



REFLECT LED



FLOOD LED



TRINITY 180°

- Suits environments up to IP55
- Scrolling LED as prowler deterrent
- High 3kW switching capacity

TRINITY 180°		
Product Code	Black	LHT0238
	White	LHT0239
Detection	180° Forward	
Range	10m	
Time On Adjustable	5 sec-15 min	
Max. Switching	Resistive	3000W
	LED	110W
IP Rating	IP55	



SMART SENSE 180°

- Zero cross switching to suppress in-rush current
- 400W LED switching
- Manual override capable
- UV-stabilised polycarbonate

SMART SENSE 180°		
Product Code	Black	LHT0119
	White	LHT0120
Detection	180° Forward	
Range	12m	
Time On Adjustable	5 sec-15 min	
Max. Switching	Resistive	2000W
	LED	400W
IP Rating	IP55	





SENSOR LED & SENSOR LED MAX

- Compact construction for discrete use
- Wall or ceiling mount
- High weatherproof rating
- UV-stabilised polycarbonate

SENSOR LED				
Product Code	2 x 4W PIR	Black	LHT1081	
		White	LHT1082	
	2 x 8W PIR	Black	LHT0269	
		White	LHT0270	
Detection			140° Forward	
Range			8m	
Time On Adjustable			30 sec-6 min	
LED Colour			3100K	
Luminous Flux	2 x 4W		2 x 275 lm	
	2 x 8W		2 x 750 lm	
Beam Angle			95°	
IP Rating			IP55	



ECOSPOT SELECT

- Select LED colour to suit
- Innovative reflector restricts backlight spill
- Designed for coastal conditions
- UV-stabilised polycarbonate

ECOSPOT SELECT LED PIR			
Product Code	2 x 10W PIR	Black	LHT1054
		White	LHT1055
Detection			150°
Range			10m
Time On Adjustable			10 sec-4 min
LED Colour & Luminous Flux		3000K	1800 lm
		4000K	2000 lm
		5000K	2000 lm
Pan/Tilt			Yes
IP Rating			IP54

Also available without sensor in twin or single models as below

ECOSPOT SELECT			
Product Code	2 x 10W	Black	LHT1056
		White	LHT1057
	1 x 10W	Black	LHT1058
		White	LHT1059



LED ECOSPOT

- Wall or ceiling mount
- Extra wide beam optics
- Cast alloy, UV-stabilised polycarbonate

LED ECOSPOT PIR			
Product Code	2 x 8W PIR	Black	LHT0244
		White	LHT0250
Detection			180°
Range			12m
Time On Adjustable			10 sec-4 min
LED Colour			3500K
Luminous Flux			2 x 720 lm
Beam Angle			105° - 110°
Pan/Tilt			Yes
IP Rating			IP44

Also available without sensor in twin or single models as below

LED ECOSPOT			
Product Code	2 x 8W	Black	LHT0248
		White	LHT0249
	1 x 8W	Black	LHT0246
		White	LHT0247





TRINITY LED

- Scrolling LED as intruder deterrent
- Auto sensor, manual and timer modes
- Wide beam high output twin 12W LED
- Cast alloy, UV-stabilised polycarbonate

TRINITY LED		
Product Code	LHT0332	
Detection	3m	180°
	12m	80°
Range	up to 12m	
Auto Time On Adjustable	5 sec-7 min	
LED Colour	5000K	
Luminous Flux	2 x 800 lm	
Beam Angle	105° - 110°	
IP Rating	IP44	



ROBO LED

- Motorised light follows movement in the detection zone
- PIR sensor for system efficiency
- Cover much larger areas with less fittings
- Cast alloy, UV-stabilised polycarbonate

18W	
Product Code	LHT1083
Detection	150° Forward
Range	10m
Time On (fixed)	3 min
LED Colour	4000K
Luminous Flux	1100 lm
Motorised Head Pan	±90°
IP Rating	IP44



REFLECT LED

- Rear projection technology
- Switchable PIR detect or dusk/dawn operation
- Extruded alloy, UV-stabilised polycarbonate

REFLECT LED			
Product Code	12W	Black	LHT0271
		White	LHT0272
	12W PIR	Black	LHT0277
		Black	LHT0273
	20W	White	LHT0274
	20W PIR	White	LHT0280
	26W	Black	LHT0275
		White	LHT0276
	26W PIR	White	LHT0282
	Detection	120° Forward	
	Range	10m	
	Time On Adjustable	5 sec-10 min	
	LED Colour	5700K	
	Luminous Flux & Beam Spread	12W	500 lm 105°
		20W	1000 lm 110°
		26W	1500 lm 110°
Dusk Control	2-2000 Lux Adjustment		
	PIR IP54		
IP Rating	Non-PIR IP55		

Also available without sensor in single or twin models




FLOOD LED

- Best choice for commercial and industrial applications
- Optimised thermal fins for heat dissipation
- Long life components
- Cast alloy, tempered glass

FLOOD LED	
Product Code	LHT0214
LED Colour	5700K
Luminous Flux	2396 lm
Beam Spread	110°
Rated Life	L70 (12K) >56,000 hrs
Cable (fitted)	1800mm
IP Rating	IP65





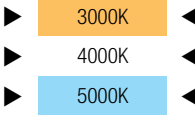
CHAMELEON

- Select LED colour temperature to suit application
- 8 step dimming with remote controller (included)
- Grouping capable for synchronised operation
- Powder-coated cast alloy, tempered glass

20W

Product Code	Black	LHT1096
	White	LHT1097
LED Colour	3000K / 4000K / 5000K	
Luminous Flux (adjustable)	130-1500 lm	
Cable (fitted)	900 mm	
IP Rating	IP65	

LED Colour Selectable



Dim Control



10-100%





Simx Lighting
PO Box 14347, Panmure, Auckland NZ
e: lighting@simx.co.nz | **w:** www.simx.co.nz | **p:** +64 9 259 1660

Specifications are subject to change without notice

By **Simx** | PUB1581 2310