

MANROSE
DESIGNER SERIES

CONTOUR

EXTRACTION FAN KIT

simple

air movement

efficiency



finished with a fascia



of your choice

Overview

This Contour extraction fan kit with mixed flow fan more than meet the Healthy Homes standards and the G4 Building Code for bathroom installations. Kits are designed so the fascia-fitted adapter plate can be mounted directly above the steam source (eg: shower or bath). The adapter plate can be finished in style with a choice of separately ordered fascia from a comprehensive range of interchangeable round and square fascia options in either black or white (with or without 10W LED).

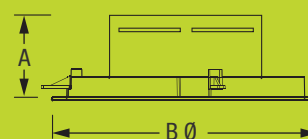


Specifications

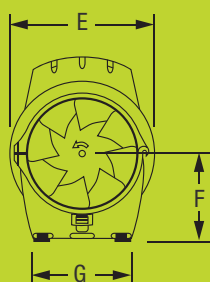
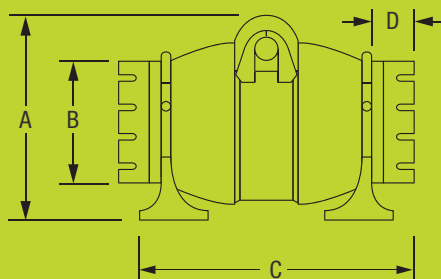
Duct (mm)	Fan Type	Max. Fan Watts (W)	Max. Fan Pressure (Pa)	Free Air Fan Performance		Specific Fan Power (W/l/s)	Fascia	Exterior Grille	Switching	Product Code
				(l/s)	(m ³ /hr)					
150	Mixed Flow	70 60	300 240	166 92	597 330	0.42 0.65	Range Selection	White Fixed Louvre	Standard	FAN7366

Dimensions (mm)

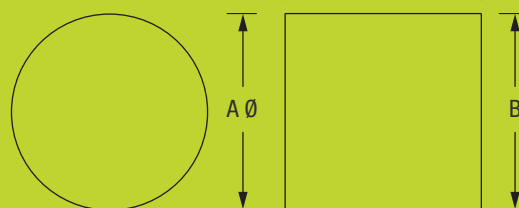
Model	Cut-Out Ø	A	B	C	D	E	F	G
Mixed Flow Fan	-	209	147	360	55	195	115	130
Adapter Plate	238	75	265	-	-	-	-	-
Round Fascia	-	272	-	-	-	-	-	-
Square Fascia	-	272	272	-	-	-	-	-



Adapter Plate



Mixed Flow Fan



Round and Square Fascias

Kit Contents

- 1 x 150mm Mixed Flow Fan - 2 Speed
- 1 x 150mm Adapter Plate
- 1 x 150mm x 3m PVC Flexible Ducting
- 1 x 150mm White Fixed Louvre

Fascia Selections

DCT4502	Round White	DCT4504	Round LED White
DCT4503	Round Black	DCT4505	Round LED Black
DCT4506	Square White	DCT4508	Square LED White
DCT4507	Square Black	DCT4509	Square LED Black