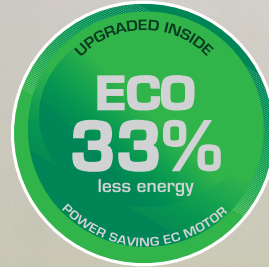


**MANROSE**<sup>®</sup>  
DESIGNER SERIES

# HYPER150 EC BATHROOM FAN



## **CONTINUOUS CONTROL**

*Now with Variable Speed Controller*

- Latest EC fan technology
- Continuously-variable speed controllable
- Environmentally friendly with at least 33% less energy used at just 18W
- Long life with lower operating temperature brushless technology
- Euro flush-box for variable speed control switch included



**FAN7000**

**Hyper150 EC Axial Fan  
with Variable Speed Controller**  
FAN7000



Adjustable  
Noise Level



Adjustable  
Exhaust Speed



Adjustable  
Energy Efficiency

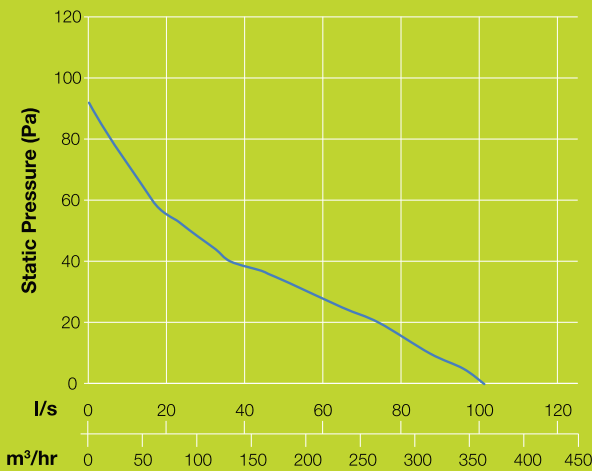
### FAN7000 Technical Specifications - at Full Speed



150mm EC  
Inline Axial Fan

Supply	110-240V AC 18W 50Hz
Maximum Pressure	91 Pa
Max. Free-Air Performance	105 l/s, 380m³/hr
Specific Fan Power	0.17 W/l/s
Fan Construction	Die cast aluminium
Impeller & Outer Housing	PBT plastic
Maximum Operating Temp	45°C
Sound Level	38 db(A)
IP Rating	IP44

### Performance Curve - Full Speed



### Fan Selection for Bathroom Applications

Hyper150 EC axial inline fan with variable speed controller is designed to meet New Zealand Building Code G4/AS1 and suitable for bathrooms with less complex duct runs at full speed.

The following chart provides a quick reference guide for Hyper150 EC axial inline fan with variable speed controller as being the right choice based on good ducting system selection and installation best practices being employed. Installation details in the Instruction Manual must be followed. Compliance with the building code remains the responsibility of the installer as it is dependant on how the duct and accessories are installed.

#### Bathroom

25 l/s

Metres of Ducting

	1	2	3	4	5	6	7	8	9	10
1	Orange	Orange	Orange	Orange	Orange	Orange	Orange	Orange	Orange	Orange
2	Orange	Orange	Orange	Orange	Orange	Orange	Orange	Orange	Orange	Orange
3	Orange	Orange	Orange	Orange	Orange	Orange	Orange	Orange	Orange	Orange
4	Orange	Orange	Orange	Orange	Orange	Orange	Orange	Orange	Orange	Orange
5	Orange	Orange	Orange	Orange	Orange	Orange	Orange	Orange	Orange	Orange

FAN7000 - Hyper150 EC Axial Fan with Variable Speed Controller (Full speed)

### 3 Switching/Wiring Options



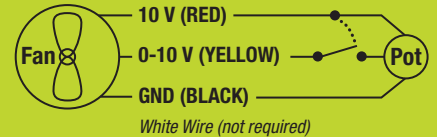
FAN7433  
Variable Speed  
Controller

- OFF/ON switching for fitting to European flush box DCT4411 included
- 10m long control cable
- 3-pin plug with lead



FAN4126  
(Order Separately)

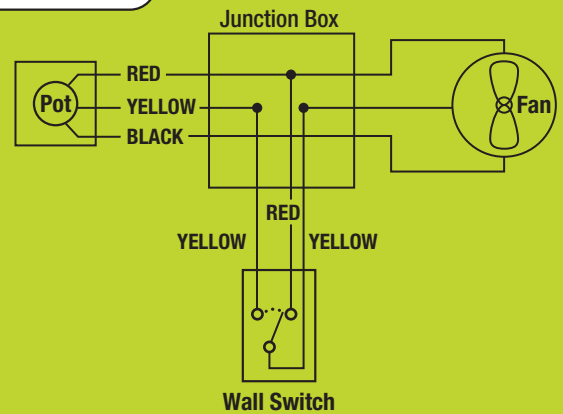
OPTIONAL NZ/AUS Wall Switch for continuous trickle extraction and full-speed boost via fan switch



Standard

### Continuous Slow Extraction with Manual Boost

Set potentiometer at slow continuous rate and secure the speed controller from tampering in ceiling space



### Dimensions (mm)

