


## CUBIC

LED Wall Light

LHT1230 - Black

LHT1231 - White



Thank you for purchasing this Simx Lighting CUBIC LED wall light. It requires a 220V-240 AC power supply to operate and should be installed by a registered electrician. Please read this manual before installation and retain for future reference.

### ! IMPORTANT

This product is suitable for use only with a supply voltage of 220-240V AC, 50Hz.

All electrical work must be carried out in accordance with local and national electrical codes as applicable. We strongly recommend that this light fitting is installed by a registered electrician.

Always switch power off prior to installation. A means of mains power isolation must be installed in the circuit for the purpose of safe access for any internal cleaning, recalibration, or maintenance.


This light fitting is not intended for use by persons (including children) with reduced physical, sensory or mental capabilities, or lack of experience and knowledge, unless they have been given supervision or instruction concerning use of the appliance by a person responsible for their safety. Young children should be supervised to ensure that they do not play with the appliance.

Any changes or modifications made or attempted to this product, without the prior written approval of the manufacturer, will void any and all stated warranties.

### TECHNICAL SPECIFICATIONS

Power Source	220-240V AC 50Hz
Wattage	2 x 5W, 0.19A
LED Colour	2700K, 4000K, 6500K
Luminous Flux	540 lm
Driver Output	300mA Constant Current
IP Rating	IP65
Safety	Class I
Mounting	Wall
Dimensions (HxWxD)	100mm x 100mm x 100mm
Warranty	5 years

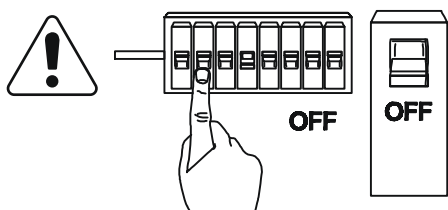
### MOUNTING DIMENSIONS (Mounting base from inside)



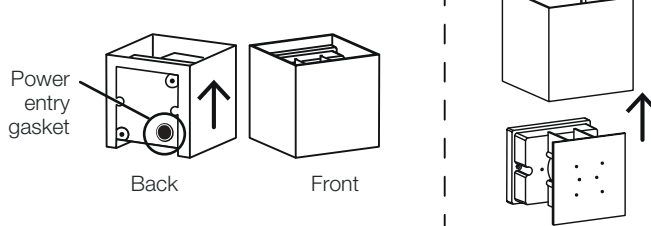
### INSTALLATION

We strongly recommend this light fitting is installed by a registered electrician.

This light fitting is rated IP65, making it suitable for exposed outdoor locations.

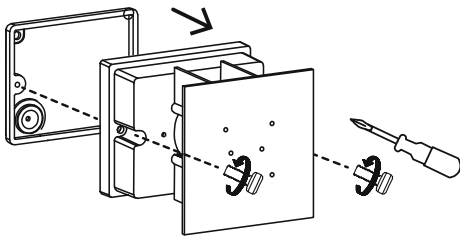


**1** Switch off the power supply before commencing any electrical work.

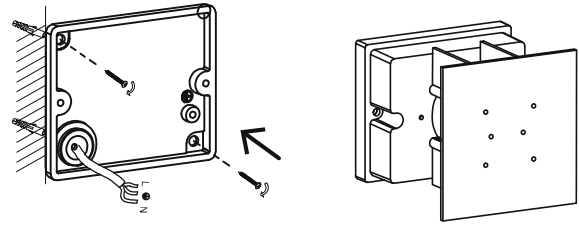


**2** Check the orientation, the power entry gasket should always be located at the bottom. Slide the cover upward to remove it.

## INSTALLATION



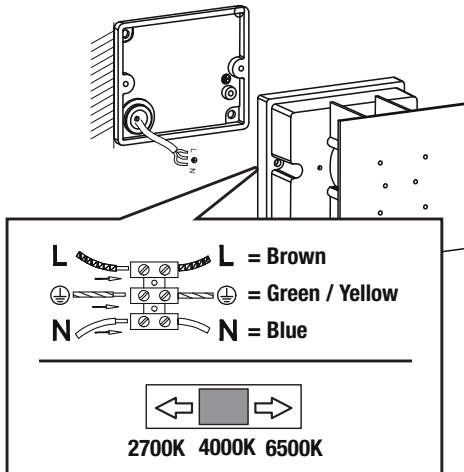
**3** Unscrew and remove the rear mounting base.



**4** Use the rear base to mark the position of screw holes onto the mounting surface. Use a spirit level to ensure correct orientation (Refer to the mounting dimensions on the first page).

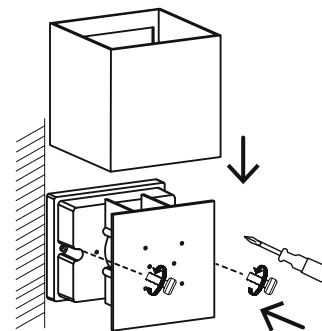
Push the power supply through the cable gland. Affix the rear base to the mounting surface with mounting wall screws supplied. Ensure that the power cable used is suited exactly to the gasket used, in order to maintain IP rating.

► The rubber washers **must** be used to maintain the IP rating of the product.



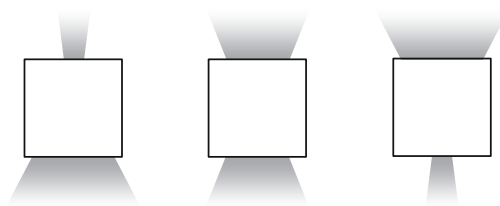
**5** Connect the power cables to the terminal block securely using the wiring diagram and select suitable colour temperature.

► Selecting lamp colour with live power supply may cause irreparable damage. Always **disconnect** at mains before making any colour selection.




**6** Reattach and screw the cover securely to the base. Ensure cables are not pinched when closing the unit.

Slide the cover back onto the unit.



**7** Adjust barndoors to alter light output angle above and below independently.



**8** Reconnect mains power and test circuit.

## MANUFACTURERS EXTENDED WARRANTY

This product is guaranteed by SIMX Ltd and Ventair Pty Ltd for 5 years from the date of purchase against faulty materials or workmanship which affects its designed ability to operate. During this period if the product has a defect of this nature it will be repaired or replaced free of charge by SIMX with the same item, or a similar one of higher specification.

ON CONDITION THAT:

- The buyer returns it to the seller from whom it was bought, freight paid.
- The product has been bought by the user (ie. a receipt/sales invoice is produced as proof of purchase).
- The product has not been misused or handled carelessly, installed in any way contrary to the installation instructions, or installed in any unusually exposed or harsh environmental conditions.

This guarantee excludes liability for discolouration and/or delamination of paint or plastic, or any user serviceable parts. It does not confer any rights other than those expressly set out above and does not cover any claims for consequential loss or damage.

Our Goods come with guarantees that cannot be excluded under either Australian, or New Zealand, Consumer Law.

You are entitled to a replacement or refund for a major failure and for compensation for any other reasonably foreseeable loss or damage. You are also entitled to have the Goods repaired or replaced if the Goods fail to be of acceptable quality and the failure does not amount to a major failure.