



# Product Catalogue

**LIGHTING  
& SENSORS**

**ESYLUX**



## Table of Contents

### PIR Sensors

Trinity 180°	225
Smart Sense 180°	225
Smart Sense 360°	226
Esylux Basic 360°	227
Esylux Defensor 230°/280°	228
Esylux Defensor Twilight Switch	228
Esylux RC 230i PIR	229
Esylux MD-W 200°	229
Esylux Compact Mini 360°	230
Esylux Flat 360°	231
Esylux Compact 360°	232
Esylux DALI-2 360°	233
Esylux Dual Technology 180°/360°	234
Esylux Corridor 180°	234

### Microwave Sensors

Micro Sense 360° Microwave	235
----------------------------	-----

### Interior Office Lighting

Esylux Isabelle Pendant Lights	236
Esylux Celine Panel Lights	237
Esylux ELC SmartDrivers	238

### Exterior Decorative Lighting

Aoraki Up/Down Lights	240
Tarawera Up/Down Lights	240
Tongariro Up/Down Lights	241
Ruapehu Up/Down Lights	241
Tutoko Up/Down Lights	242
Esylux ALVA Up/Down Lights	242
Tarawera Downlighters	243
Tongariro Downlighters	243
Ruapehu Downlighters	244
Tutoko Downlighters	244
Tekapo Wall Lights	245
Pukaki Wall Lights	245
Wanaka Wall Lights	246
Hawea Up/Down Lights	246
Wakatipu Wall Lights	247
Esylux OL/AOL Wall Lights	247
Waitomo LED Steplights	248
Ruakuri LED Steplights	248
LED Washers	249
Maxi Washers	249
Esylux ALVA Bollards	250

### Sensorlights & Spotlights

Trinity LED	252
Sensor LED	252
Sensor LED Max	253
EcoSpot SELECT	253
LED EcoSpot	254
EcoSpot Sensor Light	255

### Solar Off-Grid Lighting

Beacon Solar LED Bollard	256
Beacon Solar LED Wall Light	257
SunSynk Eclipse Solar LED Pole Light	258
SunSynk Entrée Solar LED Wall Light	259
SunSynk MightyLite Solar LED Floodlight	260
Ultrabright Solar Sensor Light	261

### Bulkheads and Industrial Lighting

LED Button	263
Moeraki Perimeter Wall Light	263
Nova LED	264
Oyster LED	265
Esylux ALVA Bulkheads	266
Elite LED	266
Bulk LED	267
WP-Compact	267
WP-Linear	268
Hi-Panel Hibay	268
Lumiqs Hibay	269

### Floodlights




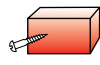

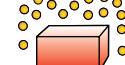
Esylux OFR/AFR	270
Chameleon - Dimmable	271
Robo LED	271
Reflect LED PIR	272
Reflect LED	272
MightyLite LED	273
Flood LED	273

### Battery Lighting




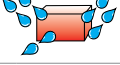


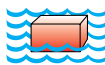
Ultrabright Sensor Light	274
Ultrabright PIR Shed Light	275
EzyLED Spot Two	275

# IP Ratings







## Protection Against Solids

IP	TEST
0	Non-protected
1	Solid objects over 50mm (e.g. accidental touch by hands) 
2	Solid objects over 12mm (e.g. fingers) 
3	Solid objects over 2.5mm (e.g. tools and wires) 
4	Solid objects over 1mm 
5	Dust that could interfere with satisfactory operation 
6	No ingress of dust 

## Protection Against Liquids

IP	TEST
0	Non-protected
1	Vertically falling drops of water (e.g. condensation) 
2	Direct sprays of water up to 15° from vertical 
3	Sprays of water up to 60° from vertical 
4	Water sprayed from all directions 
5	Low pressure jets of water from all directions 
6	Strong jets of water 
7	Effects of temporary water immersion between 15cm-1m 

## IK Ratings - Protection Against Impact

<b>01</b>	7.5cm  200g <b>0.15 Joule Impact</b>	<b>06</b>	20cm  500g <b>1 Joule Impact</b>
<b>02</b>	10cm  200g <b>0.20 Joule Impact</b>	<b>07</b>	40cm  500g <b>2 Joule Impact</b>
<b>03</b>	17.5cm  200g <b>0.35 Joule Impact</b>	<b>08</b>	30cm  1.7kg <b>5 Joule Impact</b>
<b>04</b>	25cm  200g <b>0.50 Joule Impact</b>	<b>09</b>	20cm  5kg <b>10 Joule Impact</b>
<b>05</b>	35cm  500g <b>0.7 Joule Impact</b>	<b>10</b>	40cm  5kg <b>20 Joule Impact</b>

# PIR Sensors

## Trinity 180°



Detection	Range	Time On Adjustable	Dusk Control	Manual Override	Holiday Mode	Max. Switching	Colour	Product Code
180° Forward	10m	5 sec - 15 min	Yes	Yes	1-8 hrs	3000W (Resistive) 110W (LED)	Black	LHT0238
							White	LHT0239

- Suits environments up to IP55
- Scrolling LED as prowler deterrent
- High 3kW switching capacity

### General Information

Mounting	Housing	IP Rating	Safety	Warranty
Wall	UV-stabilised Polycarbonate	IP55	Class II	3 years

## Smart Sense 180°



Detection	Range	Time On Adjustable	Dusk Control	Manual Override	Max. Switching	Colour	Product Code
180° Forward	12m	5 sec - 15 min	Yes	Yes	2000W (Resistive) 400W (LED)	Black	LHT0119
						White	LHT0120

- Zero cross switching to suppress in-rush current
- 400W LED switching
- Manual override capable

### General Information

Mounting	Housing	IP Rating	Safety	Warranty
Wall or ceiling	UV-stabilised polycarbonate	IP55	Class II	3 years



**Smart Sense 360°**

Flush Mount



Detection	Range	Time On Adjustable	Dusk Control	Manual Override	Max. Switching	Colour	Product Code
360° Downward	6m (dia)	5 sec - 15 min	Yes	Yes	2000W (Resistive) 110W (LED)	White	LHT0142

- Low profile, flush mounted sensor for soffit or internal mounting
- Capable of switching loads on different phase or voltage supply

**General Information**

Cut Out for Recessing	Mounting	Safety	IP Rating	Warranty
75mm Ø	Flush	Class II	IP44	3 years

**Smart Sense 360°**

Surface or Flush Mount



Detection	Range	High Occupancy Zone	Time On Adjustable	Dusk Control	Manual Override	Max. Switching	Colour	Product Code
360° Downward	22m (dia) Adjustable	6m	10 sec - 40 min	Yes	Yes	2000W (Resistive) 200W (LED)	White	LHT0179

- Triple PIR for extra wide 22 metre detection
- All in one surface or recess mount
- Occupancy detection high/low sensing zones

**General Information**

Cut Out for Recessing	Mounting	Safety	IP Rating	Warranty
82mm - 88mm Ø	Surface or flush	Class II	IP44	3 years

**Smart Sense 360° Accessories**

Description	Product Code
Replacement Mounting Accessory Pack for LHT0179	LHT0417

**Basic 360°**



Detection	Type	Range	Time On Adjustable	Manual Override	Max. Switching	Supply	IP Rating	Colour	Product Code
360° Downward	Motion	8m	15 sec - 30 min	Yes	2300W (Resistive) 600W (LED)	230V AC	IP40	White	EB10430404
						230V AC	IP54		EB10431340
		230V AC				IP40	EB10430848		
		230V AC				IP54	EB10431333		
	Presence	8m				230V AC	IP40		EB10430411
						230V AC	IP54		EB10431302
		24m				KNX	IP40		EB10430442
						230V AC	IP40		EB10430855
						230V AC	IP54		EB10431302

- Zero-cross switching to protect relays
- Suitable for immediate operational readiness

**General Information**

Model (Range)	Dimensions Ø x D (mm)	Housing	Mounting	Safety	IP Rating	Warranty
8m	101 x 33	UV stabilised polycarbonate	Ceiling	Class II	IP40	5 years
	101 x 50				IP54	
24m	101 x 53				IP40	
	101 x 73				IP54	



Lighting and Sensors

Lighting and Sensors

## Defensor



Detection (Adjustable)	Range	Time On Adjustable	Max. Switching	Supply	Colour	Product Code
230° (2 x 115°)	Ø 40m (Diagonal)	1 min - 240 min	2300W (Resistive) 600W (LED)	230V AC	Anthracite	EM10025389
					White	EM10025372
Anthracite					EM10025402	
White					EM10025396	
280° (3 x 95°)						

- Time dependent operating modes
- Run-on time on direction of movement
- Intelligent protection against vandalism and sabotage
- Zero cross switching to protect relays

## General Information

Dimensions H x W x D (mm)	Housing	Mounting	Operating Temperature	Safety	IP Rating	Warranty
107.5 x 92 x 138	UV-stabilised polycarbonate	Wall or ceiling	-25°C - 50°C	Class II	IP55	5 years

## Defensor Programming Tool and Accessories

Description	Product Code
Remote Control Esy-PEN	EP10425356
Corner Bracket - Anthracite	EM10025457
Corner Bracket - White	EM10025419

## Defensor Twilight Switch



Ambient Light Detection	Max. Switching	Supply	Colour	Timer	Product Code
2-500 lux	2300W (Resistive) 600W (LED)	230V AC	White	Yes	ED10025464
				No	ED10025471

- With 2 time dependent operating modes
- Zero cross switching
- Robust housing

## Defensor Twilight Switch Accessories

Description	Product Code
Corner Bracket - White	EM10025419

## General Information

Dimensions H x W x D (mm)	Housing	Mounting	Operating Temperature	Safety	IP Rating	Impact Protection	Warranty
107.5 x 92 x 46	UV-stabilised polycarbonate	Wall	-25°C - 50°C	Class II	IP55	IK07	5 years

## RC 230i PIR



Detection (Adjustable)	Range	Anti-creep Protection	Time On Adjustable	Dusk Control	Max. Switching	Supply	Colour	Product Code
230° (2 x 115°)	20m	360°	15 sec - 30 min	2-2500 Lux Adjustment	2300W (Resistive) 600W (LED)	230V AC	White	EM10015311
							Black	EM10015519
			30 sec - 30 min			12-36V AC/DC	White	EM10015649
						KNX	White	EM10015472

- 360° anti-creep alert
- Robust ceiling/wall pivot
- KNX enabled option

## General Information

Dimensions H x W x D (mm)	Housing	Mounting	Operating Temperature	Safety			IP Rating	Warranty
				230V AC	12-36V AC/DC	KNX		
105 x 78 x 135	UV-stabilised polycarbonate	Wall or ceiling	-25°C - 55°C	Class II		Class III	IP54	5 years

## RC 230i Accessories

Description	Product Code
Corner Bracket - Black	EM10016134
Corner Bracket - White	EM10016110
Remote Control Mobil - RCI (user remote)	EM10016004
Remote Control Mobil - PDI/MDi	EM10425509

## MD-W 200°



Detection (Adjustable)	Range	Time On Adjustable	Dusk Control	Max. Switching	Colour	Product Code
200° (2 x 100°)	12m	15 sec - 16 min	2-2000 Lux Adjustment	2300W (Resistive) 600W (LED)	White	EM10041006
					Black	EM10041020

- Blends in harmoniously with the design of outer façades
- Optimised for controlling LED lights in outdoor areas
- Individual fields of detection for two zones

## General Information

Dimensions Ø x D (mm)	Housing	Mounting	Operating Temperature	Safety	IP Rating	Warranty
110 x 55	UV-stabilised polycarbonate	Wall	-25°C - 55°C	Class II	IP55	5 years

## MD-W 200° Accessories

Description	Product Code
Alternate Cover Accessory - Silver	EM10041129



Compact Mini 360°

Detection	Type	Range	Switching	Supply	IP Rating	Run On Time	Product Code
Motion	360° Downward	6m	ON/OFF	12-36V AC/DC	IP65	1-15 min	EP10425776
				230V AC	IP65	1-15 min	EP10425851
		8m	ON/OFF	230V AC	IP55	1-15 min	EP10426001
		12m	ON/OFF	230V AC	IP55	1-15 min	EP10426018
Presence	360° Downward	8m	ON/OFF - DIM	12-36V AC/DC	IP55	1-60 min	EP10427343
		6m	ON/OFF	230V AC	IP65	1-15 min	EP10425868
		8m	ON/OFF	230V AC	IP55	1-15 min	EP10426025
		12m	ON/OFF	230V AC	IP55	1-30 min	EP10426032
		8m	Slave	230V AC	IP55	-	EP10426063
		6m	ON/OFF - DIM	DALI	IP55	1-240 min	EP10427503
		8m	ON/OFF - DIM	DALI	IP55	1-240 min	EP10427510
		8m	BMS	DALI-2	IP55	-	EP10423048
		8m	ON/OFF - DIM	KNX	IP55	1-240 min	EP10426155
		12m	ON/OFF - DIM	KNX	IP55	1-240 min	EP10426162



- Quality small trimless sensor
- Extremely compact design suitable for control of LED lights
- Switching delay to avoid switching due to temporary variations in brightness
- Remote control required for setting adjustment (see below)

General Information

Model	Cut Out Size (Ø mm)	Mounting	Housing	Safety	Warranty
6m	20	Ceiling or wall	UV-stabilised polycarbonate	Class II (DALI Class III)	5 years
8m	25				
12m	25				

Compact Mini Accessories

Description	Product Code
Remote Control Mobil - PDI/MDi	EM10425509
Remote Control Mobil - PDI/DALI	EP10425899
Remote Control Esy - PEN	EP10425356
DALI Power Supply - 200mA	EC10430008
DALI Switch - for non-DALI devices	EP10427473

Flat 360°

Detection	Type	Range	Switching	Supply	Switch Off Delay Time	Fascia	Colour	Product Code
360° Downward	Motion	8m	ON/OFF	230V AC	1-30 min	Round	White	EP10427886
							Black	EP10428074
						Square	White	EP10427893
							Black	EP10428081
	Presence	8m	ON/OFF	230V AC	1-30 min	Round	White	EP10427930
							Black	EP10427954
						Square	White	EP10427923
							Black	EP10427947
						Round	White	EP10427541
							Black	EP10427916
						Square	White	EP10427558
							Black	EP10427909
ON/OFF - DIM	8m	DALI	DALI	1-240 min	Round	White	EP10427541	
						Black	EP10427916	
					Square	White	EP10427558	
						Black	EP10427909	
BMS	8m	DALI-2	DALI-2	-	Round	White	EP10423031	
						Black	EP10451706	
					Square	White	EP10451768	
						Black	EP10451713	
ON/OFF - DIM	8m	KNX	KNX	1-240 min	Round	White	EP10451768	
						Black	EP10451713	
ON/OFF - DIM	8m	KNX	KNX	1-240 min	Square	Black	EP10451713	
						White	EP10451775	



- Elegant flat body design
- Unobtrusive decor blend or decor highlight with contrast colours
- Zero-cross switching to protect relays

General Information

Model	Cut Out Size (Ø mm)	Mounting	Housing	Safety	IP Rating	Warranty
Round	60	Ceiling	UV-stabilised polycarbonate	Class II	IP20	5 years
Square	60					

Flat Accessories

Description	Outer Dimension	Colour	Product Code
Recess Mount Kit			EP10426889
Surface Mount Kit - IP54		White	EP10425905
		Black	EP10426940
Remote Control Mobil - PDI/MDi			EM10425509
Remote Control Mobil - PDI/DALI			EP10425899
DALI Power Supply - 200mA			EC10430008
Remote Control Esy-PEN			EP10425356
Polished Glass Trims (cover only)	Ø 94mm	Round White	EP00007255
		Round Black	EP00007293
		Square White	EP00007262
		Square Black	EP00007309
Oversize Trims (cover only) required for surface mount options	Ø 104mm	Round White	EP10428579
	Ø 104mm	Round Black	EP10428098



Lighting and Sensors

Lighting and Sensors



Compact 360°



Detection	Type	Range	Switching	Supply	Switching Channels	Run On Time	Manual Override	Product Code	
360° Downward	Motion	8m	ON/OFF	230V AC	1	1-15 min	Yes	EP10055393	
		24m	ON/OFF	230V AC	1	1-15 min	Yes	EP10055317	
		32m	ON/OFF	230V AC	1	1-15 min	Yes	EP10427749	
			Corridor	230V AC	1	1-30 min	Yes	EP10428128	
		Presence	8m	SW/DIM	12-36V AC/DC	1	1-60 min	Yes	EP10427312
				ON/OFF	230V AC	1	1-15 min	Yes	EP10425059
	Slave			230V AC	1	1-30 min	Yes	EP10055379	
	24m		ON/OFF	230V AC	2	1-15 min	Yes	EP10425042	
			DALI Broadcast	230V AC	4	1-15 min	Yes	EP10427442	
			SW/DIM	12-36V AC/DC	1	1-30 min	Yes	EP10427329	
	32m	ON/OFF	230V AC	1	1-30 min	Yes	EP10428067		
		1-10V DIM	230V AC	1	1-30 min	Yes	EP10426704		
		Slave	230V AC	1	1-15 min	Yes	EP10055386		
		ON/OFF	230V AC	2	1-30 min	Yes	EP10425288		
				3	1-30 min	Yes	EP10426803		
		DALI Broadcast	230V AC	4	1-15 min	Yes	EP10427459		
	32m x 4m	Presence	ON/OFF	230V AC	1	1-30 min	Yes	EP10427756	
			ON/OFF	230V AC	2	1-30 min	Yes	EP10427763	
Slave			230V AC	1	1-15 min	Yes	EP10427770		
DALI Broadcast			230V AC	4	1-15 min	Yes	EP10427787		
		Corridor	230V AC	1	1-30 min	Yes	EP10428180		
		1-10V DIM	230V AC	2	1-30 min	Yes	EP10425783		

- Two part housing with sensor head and power box for quick and easy installation
- Recessed, surface or flush mounting on ceiling
- Optimised for LED light control
- Switching delay to avoid switching due to temporary variations in brightness

General Information

Model	Dimensions Ø x D (mm)	Cut Out Size (Ø mm)	Mounting	Housing	Safety	IP Rating	Warranty
8m	108 x 62	68	Ceiling	UV-stabilised polycarbonate	Class II	IP20 - Recess mount IP54 - Surface mount	5 years
24m / 32m	108 x 70						
32m x 4m	108 x 70						

Compact Accessories

Description	Product Code	Description	Product Code	Description	Product Code
Surface Mount Kit - IP54	White EP10425905	Trim Kit	8m Black EP10428623	DALI Power Supply - 200mA	EC10430008
	Black EP10416940		8m Silver EP10425936	Remote Control PDI/MDi	EM10425509
	Silver EP10425912		24m/32m	Black EP00007521	PDI/DALI
Recess Mount Kit	Silver EP10425431	PDI/Plus		EM10425530	
Basket Guard - IK10	EM10425608			Esy-PEN	EP10425356



**NEW!** PRESENCE DETECTOR FOR DALI-2 WITH INTEGRATED APPLICATION CONTROLLER AND BUS POWER SUPPLY

Compact DALI-2 360°



Detection	Type	Range	Switching	Supply	Switching Channels	Push Button Inputs	Manual Override	Product Code
360° Downward	Presence	8m	BMS	DALI-2 BUS	1	2	Yes	EP10428203
			APC10	230V AC	16 plus HVAC	4	Yes	EP10428142
			APC20	230V AC	16 plus HVAC	4	Yes	EP10428272
		24m	BMS	DALI-2 BUS	1	2	Yes	EP10428210
			APC10	230V AC	16 plus HVAC	4	Yes	EP10428159
			APC20	230V AC	16 plus HVAC	4	Yes	EP10428111
	32m	BMS	DALI-2 BUS	1	2	Yes	EP10424885	
		APC10	230V AC	16 plus HVAC	4	Yes	EP10428265	
		APC20	230V AC	16 plus HVAC	4	Yes	EP10428289	

- APC10 & APC20 sensors include integral 250mA power supply and application controller
- BMS sensors are used as slave devices of APC or as standard sensors for other DALI-2 systems



Lighting and Sensors

Lighting and Sensors

Dual Technology 180°/360°

Detection	Type	Switching Channels	Supply	Range	Run On Time	Colour	Product Code
360° Downward	Motion	1	230V AC	8m	1-30 min	White	EP10425875
	Presence	1	230V AC	8m	1-30 min	White	EP10425882
180° Horizontal	Presence	1	230V AC	8m x 16m	15 sec-30 min	White	EM10055010
		3	KNX	8m x 16m	1-60 min	White	EP10426445
		3	KNX with touch-sensitive lens	8m x 16m	30 sec-60 min	White	EP10460104

- PIR + Acoustic sensor for reliable switching in complex layouts
- 600W LED switching max

General Information

Model	Dimensions	Housing	Mounting	Safety	IP Rating	Warranty
	Ø x D(mm) / H x W x D(mm)					
180°	70 x 70 x 55	UV-stabilised polycarbonate	Wall	Class III	IP20 - Recess mount IP44 - Cover & surface mount	5 years
360°	108 x 62		Ceiling	Class II	IP20 - Recess mount IP54 - Surface mount	

Corridor 180°

Detection	Type	Switching Channels	Range	Run On Time	Control Switching	Colour	Product Code
180° Horizontal	Presence	2	8m x 16m	1-60 min	230V AC	White	EM10410017
		1		1-120 min	12-36V AC/DC	White	EP10427305
		2		1-60 min	KNX	White	EP10426452

- HVAC switching options
- 600W LED switching max (230V)
- Pet-avoidance lens included

General Information

Dimensions H x W x D (mm)	Cut Out Size (Ø mm)	Housing	Mounting	Safety	IP Rating	Warranty
70 x 70 x 55	60	UV-stabilised polycarbonate	Wall	Class II (KNX Class III)	IP20 - Recess mount IP44 - Surface mount	5 years

Dual Technology 180°/360° Accessories

Model	Description	Product Code
180°	Cover - IP20	EM10055102
	Cover - IP44	EM10055157
	Surface Box - IP44	EM10055164
	Remote Control Mobil - PDI/MDi	EM10425509
360°	Surface Mount Kit - IP54	EP10425905
	Recess Mount Kit	EP10425929
	Remote Control Mobil - PDI/MDi	EM10425509



360° MICROWAVE SENSORS

Reliable sensor performance for complex layouts. Emitting an electro-magnetic wavelength for radar detection, MICROSENSE will reveal occupancy through partitions, panes of glass or thin walls.

DISC  
MICROSENSE  
LHT1147



IP65  
MICROSENSE  
LHT1176



- Optimised detection, perfect for open plan offices
- High sensitivity to movement
- Uninterrupted coverage up to 314m<sup>2</sup>
- Optimised detection, perfect for chillers and freezers down to -10C°
- Robust waterproof enclosure
- Uninterrupted coverage up to 314m<sup>2</sup>

Micro Sense 360°

Detection	Range	Time On	Dusk Control	Max. Switching	Detection Frequency	Colour	Product Code
360° Downward	4-20m (dia)	5 sec - 15 min	Yes	1200W (Resistive) 300W (LED)	5.8GHz CW Radar ISM Band	White	LHT0182
		10 sec - 12 min	Yes	800W (Resistive) 200W (LED)			LHT1147
		10 sec - 12 min	Yes	1200W (Resistive) 200W (LED)			LHT1176

General Information


Model	Transmission Power	Mounting	IP Rating	Warranty
LHT0182	< 10mW	Ceiling	IP20	3 years
LHT1147			IP40	
LHT1176		Ceiling/Wall	IP65	

Lighting and Sensors





Isabelle Pendant Lights



Wattage	Beam Angle	LED Colour	Luminous Flux	Rated Life L70 B10	Switching	Colour	Product Code
72W	80° (direct)	3000K	7600 lm	70,000 hrs	ON/OFF	Anthracite	E010306112
						White	E010306105
					DALI	Anthracite	E010306150
						White	E010306143
					PIR DALI	Anthracite	E010306198
						White	E010306181
	120° (indirect)	4000K	8000 lm	70,000 hrs	ON/OFF*	Anthracite	E010306136
						White	E010306129
					DALI*	Anthracite	E010306174
						White	E010306167
					PIR DALI	Anthracite	E010306211
						White	E010306204

- Available as ON/OFF, DALI or PIR DALI
- Maximum energy efficiency
- Direct/indirect light emission 40:60 ratio

General Information

Dimensions H x W x D (mm)	Housing	Mounting	UGR	Safety	IP Rating	Warranty
30 x 166 x 1206	Aluminium	Pendant suspension (max. 2000mm supplied)	≤ 19	Class I	IP20	5 years


Celine Panels CRI 80 Series - ELC Control



Size (H x W)	Rated Life L70 B10	Wattage	LED Colour	Luminous Flux	Efficacy	IP Rating	Presence Sensor	Product Code				
600 x 600mm	105,000 hrs	30W	3K	3270 lm	109 lm/W	IP20	No	EQ10122002				
				3270 lm	109 lm/W	IP54		EQ10129803				
				4K	3460 lm	115 lm/W		IP20	EQ10122026			
					3460 lm	115 lm/W		IP54	EQ10129766			
				2.7K - 6.5K	4370 lm	146 lm/W		IP20	EQ10124709			
					3460 lm	115 lm/W		IP20	EQ10122040			
			1200 x 300mm	105,000 hrs	30W	3K		3460 lm	115 lm/W	IP54	IP20	EQ10129735
								4370 lm	146 lm/W	IP20		EQ10124686
						4K		3290 lm	110 lm/W	No		EQ10126086
								3420 lm	114 lm/W	No		EQ10126093
						2.7K - 6.5K		3420 lm	114 lm/W	No		EQ10126123
								3420 lm	114 lm/W	Yes		EQ10126260

- Tunable white options for full human centric lighting experience
- ELC control panels require an ELC SmartDrivers (see page 239)

Celine Panels CRI 90 Series - ELC Control



Wattage	Rated Life L70 B10	LED Colour	Luminous Flux	Efficacy	Presence Sensor	Product Code
30W	105,000 hrs	2.7K - 6.5K	3570 lm	119 lm/W	No	EQ10129926

- ELC control panels require an ELC SmartDrivers (see page 239)
- Cyanosis observation compliance for patient care

General Information

Model	Dimensions H x W (mm)	Lens	Mounting	SDCM Tolerance	UGR	COI	IP Rating	Warranty
≥ CRI 80	600 x 600	Opal Micro prism	Recess Surface mount (with accessory)	<3	≤ 19	-	IP54	5 years
	1200 x 300						IP20	
≥ CRI 90	1200 x 300						≤ 3.3	

Celine Panel Accessories

Description	Product Code
600 x 600mm Surface Mount Box	EQ10113031
600 x 600mm Plaster Ceiling Frame	EQ10113086
1200 x 300mm Surface Mount Box	EQ10113765
Seismic Cable Set (2 required)	EQ10121616



## ELC SmartDrivers

The ELC SmartDriver is the control unit for Esylux lighting systems with simple plug-and-play installation and no programming required. The combination of control unit, ceiling lights and sensors delivers intelligent, presence-based and daylight-dependent controlled lighting - at the highest configuration level it produces the biologically effective light of SymbiLogic technology, commonly known as human centric lighting.



Celine ELC Panel	Colour	Product Code
x 4	3K/4K Constant Colour	EC10430664
x 8		EC10430763
BT x 4	3K/4K Constant Colour Bluetooth	EC10430688
BT x 8		EC10430787
TW x 4	Tunable White (Human Centric)	EC10430572
TW x 6		EC10431005
TW x 8		EC10431036
KNX x 4		EC10430671
KNX x 8	KNX 3K/4K Constant Colour	EC10430770
KNX TW x 4		EC10430589
KNX TW x 6		EC10431029
KNX TW x 8		EC10431050

- Multi-panel driver
- DALI broadcast dimming
- Daylight harvesting
- Scene control
- Fully expandable system
- Add up to 100 DALI dedicated lights
- Non-DALI light capable using DALI switch
- TW models include human centric algorithms
- KNX programmable in ETS

## SmartDriver Wall Controllers and Presence Detectors



Description	Colour	Product Code
Wall Controller	3K/4K Pushbutton and DALI	EC10430923
	TW Pushbutton and DALI	EC10430930
Presence Detector	PD-C 360i/8 ELC	EP10427602
	PD-C 360i/24 ELC	EP10427619

## ELC SmartDriver Accessories

Colour	Product Code
Switch DALI Semi-Automatic	EP10427480
Switch DALI Full Automatic	EP10427473
EsyPEN Commission Tool	EP10425356
Cable Set RJ45 5m x 8 Gray Cat5e	EC10431227
Cable Set RJ45 5m TW x 8 Gray Cat5e	EC10431203
Cable Set RJ45 10m x 8 Gray Cat5e	LHT1050
Cable Set RJ45 10m TW x 8 Gray Cat5e	EC10431210




# EXTERIOR DECORATIVE LIGHTING RANGE



# Exterior Decorative Lighting

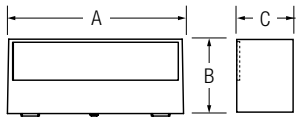
## Aoraki Up/Down Lights

	Wattage	LED Colour	Luminous Flux	Colour	Switching	Product Code
	2 x 3W	3000K	340 lm	Anthracite	Standard	LHT1127
	2 x 8W		850 lm			LHT1128

- Subtle sidelight effect
- Durable, water and dustproof
- Warm white light creates a welcoming ambient

### General Information

Wattage	Dimensions (mm)			Housing	Mounting	Safety	IP Rating	Warranty
	A	B	C					
2 x 3W	142	62	54	Powder-coated cast alloy, UV-stabilised polycarbonate	Wall	Class I	IP65	5 years
2 x 8W	220	70	57					



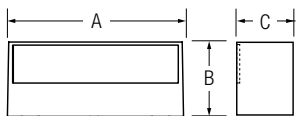
## Tarawera Up/Down Lights

	Wattage	LED Colour	Luminous Flux	Colour	Switching	Product Code
	2 x 3W	3000K	450 lm	Anthracite	Standard	LHT1135
	2 x 8W	3000K	1000 lm			LHT1136

- Low glare direct output
- Robust and compact construction
- Creates beautiful grazing effect on facades


### General Information

Wattage	Dimensions (mm)			Housing	Mounting	Safety	IP Rating	Warranty
	A	B	C					
2 x 3W	142	62	47	Powder-coated cast alloy, tempered glass	Wall	Class I	IP65	5 years
2 x 8W	220	69	45					



# Exterior Decorative Lighting

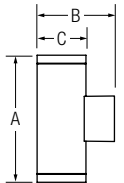
## Tongariro Up/Down Light

	Wattage	LED Colour	Luminous Flux	Colour	Switching	Product Code
	2 x 6W	3000K	490 lm	Anthracite	Standard	LHT1129


- Subtle side light effect
- Durable, water and dustproof
- Excellent patio and entrance lighting

### General Information

Dimensions (mm)			Housing	Mounting	Safety	IP Rating	Warranty
A	B	C Ø					
175	94	63	Powder-coated cast alloy, UV-stabilised polycarbonate	Wall	Class I	IP65	5 years



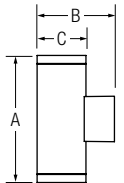
## Ruapehu Up/Down Lights

	Wattage	LED Colour	Luminous Flux	Switching	Colour	Product Code
	2 x 6W	3000K	950 lm	Standard	Anthracite	LHT1131
					Black	LHT1177
	2 x 12W	3000K	1550 lm		Anthracite	LHT1133

- Contemporary and robust design
- High quality optics - 38°
- Low glare direct output

### General Information

Wattage	Dimensions (mm)			Housing	Mounting	Safety	IP Rating	Warranty
	A	B	C Ø					
2 x 6W	178	94	63	Powder-coated cast alloy, tempered glass	Wall	Class I	IP65	5 years
2 x 12W	280	171	108					





## Tutoko Up/Down Lights

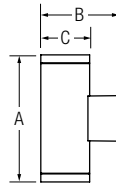


Wattage	LED Colour	Luminous Flux	Switching	Colour	Product Code
2 x 6W	3000K	950 lm	Standard	Anthracite	LHT1146
				Black	LHT1180

- Modern design for modern decor
- All weather construction
- Excellent patio and entrance lighting

### General Information

Dimensions (mm)			Housing	Mounting	Safety	IP Rating	Warranty
A	B	C					
178	97	63	Powder-coated cast alloy, UV-stabilised polycarbonate	Wall	Class I	IP65	5 years



## ALVA Up/Down Lights

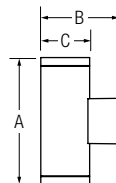


Wattage	Beam Angles	LED Colour	Luminous Flux	CRI	Rated Life L70 B10	Colour	Switching	Product Code
2 x 5W	2 x 13°	3000K	910 lm	> 80	125,000 hrs	Anthracite	Standard	EL10830006
		4000K	1050 lm	> 80	125,000 hrs	White	Standard	EL10830013
	2 x 28°	3000K	910 lm	> 80	125,000 hrs	Anthracite	Standard	EL10830020
		4000K	1050 lm	> 80	125,000 hrs	White	Standard	EL10830037
2 x 50°	3000K	910 lm	> 80	125,000 hrs	Anthracite	Standard	EL10830044	
		4000K	1050 lm	> 80	125,000 hrs	Anthracite	Standard	EL10830068
	3000K	910 lm	> 80	125,000 hrs	Anthracite	Standard	EL10830099	
		4000K	1050 lm	> 80	125,000 hrs	White	Standard	EL10830105
		4000K	1050 lm	> 80	125,000 hrs	White	Standard	EL10830082

- Protected against sea air
- Aesthetic lighting effects
- Dirt and graffiti repellent coating

### General Information

Dimensions (mm)			Housing	Mounting	Safety	IP Rating	Impact Protection	Warranty
A	B	C Ø						
176	160	100	Powder-coated aluminium	Wall	Class I	IP65	IK09	5 years



## Tarawera Downlighter

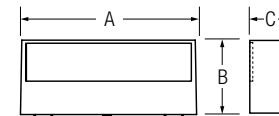


Wattage	LED Colour	Luminous Flux	Colour	Switching	Product Code
12W	3000K	650 lm	Anthracite	Standard	LHT1137

- Zero uplight for clearer night skies
- Robust and compact construction
- Creates beautiful grazing effect on facades

### General Information

Wattage	Dimensions (mm)			Housing	Mounting	Safety	IP Rating	Warranty
	A	B	C					
12W	220	72.5	32	Powder-coated cast alloy, tempered glass	Wall	Class I	IP65	5 years



## Tongariro Downlighter

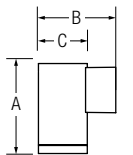


Wattage	LED Colour	Luminous Flux	Colour	Switching	Product Code
7W	3000K	275 lm	Anthracite	Standard	LHT1130

- Subtle side light effect
- Durable, water and dustproof
- Excellent patio and entrance lighting

### General Information

Dimensions (mm)			Housing	Mounting	Safety	IP Rating	Warranty
A	B	C Ø					
120	94	63	Powder-coated cast alloy, UV-stabilised polycarbonate	Wall	Class I	IP65	5 years



## Exterior Decorative Lighting

### Ruapehu Downlighters

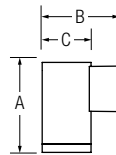


Wattage	LED Colour	Luminous Flux	Switching	Colour	Product Code
7W	3000K	500 lm	Standard	Anthracite	LHT1132
				Black	LHT1178
12W	3000K	810 lm		Anthracite	LHT1134

- Zero uplight for clearer night skies
- Contemporary and robust design
- High quality optics - 38°

#### General Information

Wattage	Dimensions (mm)			Housing	Mounting	Safety	IP Rating	Warranty
	A	B	C Ø					
7W	120	94	63	Powder-coated cast alloy, tempered glass	Wall	Class I	IP65	5 years
12W	190	171	108					



### Tutoko Downlighters

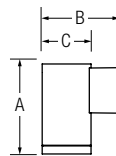


Wattage	LED Colour	Luminous Flux	Switching	Colour	Product Code
7W	3000K	500 lm	Standard	Anthracite	LHT1145
				Black	LHT1179

- Zero uplight for clearer night skies
- Contemporary and robust design
- High quality optics - 38°

#### General Information

Dimensions (mm)			Housing	Mounting	Safety	IP Rating	Warranty
A	B	C					
120	97	63	Powder-coated cast alloy, UV-stabilised polycarbonate	Wall	Class I	IP65	5 years



## Exterior Decorative Lighting

### Tekapo Wall Lights

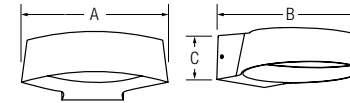


Wattage	LED Colour	Luminous Flux	Colour	Switching	Product Code
12W	3000K	900 lm	Black	Standard	LHT1113
			White		LHT1114

- Zero uplight for clearer night skies
- Suitable for both commercial and residential use
- Warm white output for reduced sky glow

#### General Information

Dimensions (mm)			Housing	Mounting	Safety	IP Rating	Warranty
A	B	C					
162	192	60	Powder-coated cast alloy, tempered glass	Wall	Class I	IP54	5 years



### Pukaki Wall Lights

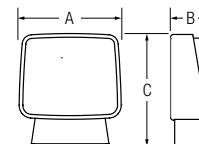


Wattage	LED Colour	Luminous Flux	Colour	Switching	Product Code
10W	3000K	460 lm	Anthracite	Standard	LHT1111
			White		LHT1112

- Modern design for modern decor
- Compact weather construction
- Use over doorways and access areas

#### General Information

Dimensions (mm)			Housing	Mounting	Safety	IP Rating	Warranty
A	B	C					
125	50	137	Powder-coated cast alloy, UV-stabilised polycarbonate	Wall	Class I	IP65	5 years





## Wanaka Wall Lights

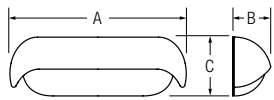


Wattage	LED Colour	Luminous Flux	Colour	Switching	Product Code
13W	3000K	690 lm	Anthracite	Standard	LHT1109
			White		LHT1110

- Sleek design creating exceptional styling
- Zero frame lens
- Soft warm white output for patios and balconies

### General Information

Dimensions (mm)			Housing	Mounting	Safety	IP Rating	Warranty
A	B	C					
270	58	100	Powder-coated cast alloy, UV-stabilised polycarbonate	Wall	Class I	IP65	5 years



## Hawea Up/Down Lights

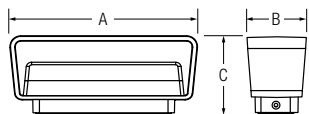


Wattage	LED Colour	Luminous Flux	Colour	Switching	Product Code
7W	3000K	170 lm	Anthracite	Standard	LHT1119
			White		LHT1120
13W	3000K	600 lm	Anthracite		LHT1121
			White		LHT1122

- Extra heavy duty construction
- Up/down light output
- Residential and commercial use

### General Information

Wattage	Dimensions (mm)			Housing	Mounting	Safety	IP Rating	Warranty
	A	B	C					
7W	175	64	83	Powder-coated cast alloy, UV-stabilised polycarbonate	Wall	Class I	IP65	5 years
13W	248	70	115					



## Wakatipu Wall Lights

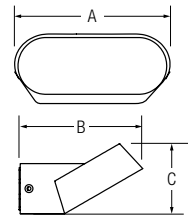


Wattage	LED Colour	Luminous Flux	Colour	Switching	Product Code
7W	3000K	235 lm	Anthracite	Standard	LHT1115
			White		LHT1116
13W		360 lm	Anthracite		LHT1117
			White		LHT1118

- Popular European styling
- Angled face for wider coverage
- Patios and pathways in commercial and residential spaces

### General Information

Wattage	Dimensions (mm)			Housing	Mounting	Safety	IP Rating	Warranty
	A	B	C					
7W	180	114	65	Powder-coated cast alloy, UV-stabilised polycarbonate	Wall	Class I	IP65	5 years
13W	250	123	74					



## OL/AOL Wall Lights



Wattage	LED Colour	Luminous Flux	Beam Angle	Rated Life L70 B10	Colour	Switching	Product Code
14W	3000K	750 lm	90°	80,000 hrs	Black	Standard	EL10710711
					White		EL10710704
25W		1430 lm			White	PIR	EL10750700
					Black	Standard	EL10710810
White	EL10710803						

- Designer light/opal white lens
- ON/OFF or PIR sensor

### PIR Information

Detection	Range	Dusk Control	Time On Adjustable	Dusk to Dawn Mode	Recommended Height
140° Forward	12m Ø	2-2000 Lux Adjustment	5 sec - 10 min	Yes	1.8 - 3.2m

### General Information

Model	Dimensions H x W x D (mm)	Housing	Mounting	IP Rating	Warranty
14W	205 x 104 x 143	Powder-coated aluminium	Wall	IP55	3 years
25W	205 x 184 x 143				



# Exterior Decorative Lighting

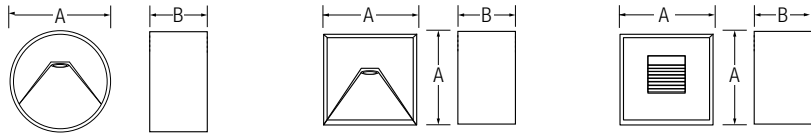
## Waitomo LED Steplights

Image		Wattage	LED Colour Selections	Luminous Flux	Beam Spread	Model	Colour	Product Code
		3W	3000K 4000K 6000K	120 lm	38° (approx)	Round Fan	Black	LHT1148
							White	LHT1149
						Square Fan	Black	LHT1150
							White	LHT1151
						Square Tier	Black	LHT1152
							White	LHT1153

- Colour change LED to suit location
- High quality construction
- Easy install
- Base light, trim and spring set

### General Information

Model	Dimensions (mm)			Housing	Mounting	Safety	IP Rating	Warranty
	A	B	Cut-out Size					
Round Fan	79	54	65	Powder-coated cast alloy	Wall Recessed	Class II	IP44	3 years
Square Fan	85	57						
Square Tier	85	57						



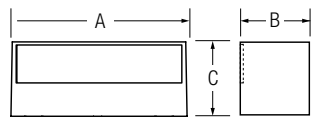
## Ruakuri LED Steplights

Image		Wattage	LED Colour	Luminous Flux	CRI	Beam Spread	Colour	Product Code
		4W	3000K	130 lm	> 80	100 x 40°	Black	LHT1154
		10W		380 lm				LHT1155

- 0° upward light
- Flush box for solid walls included

### General Information

Model	Dimensions (mm)				Housing	Mounting	Safety	IP Rating	Warranty
	A	B	C	Cut-out Size					
4W	160	66	73	153 x 58	Powder-coated cast alloy	Wall Recessed	Class I	IP65	5 years
10W	280	66	73	273 x 58					



# Exterior Decorative Lighting

## LED Washers

Image		Model	Wattage	Luminous Flux	LED Colour	Fascia Colours	Product Code
		Vertical	1.0W	50 lm	4000K	Both White & Black trims included	LHT0252
		Square	1.6W	80 lm			LHT0253
		Round	2.0W	100 lm			LHT0254
		Horizontal	3.5W	180 lm			LHT0251

- Directional navigation and effect lighting.
- No remote driver needed.

### General Information

Model	Dimensions H x W x D (mm)	Mounting	Impact Resistance	Safety	IP Rating	Warranty
Vertical	230 x 80 x 27	Wall surface mount	IK09	Class II	IP54	3 years
Square	125 x 127 x 27					
Round	∅ 150 x 27					
Horizontal	80 x 230 x 27					

## Maxi Washers

Image		Model	Wattage	Luminous Flux	LED Colour	Fascia Colours	Product Code
		Square	8W	500 lm	4000K	White	LHT0980
						Black	LHT0981

- Provides a downward light output
- No remote driver required
- Surface mount wall washer for an elegant finishing touch to exterior areas

### General Information

Dimensions H x W x D (mm)	Housing	Mounting	Impact Resistance	Safety	IP Rating	Warranty
200 x 200 x 55	ABS UV-stabilised polycarbonate	Wall surface mount	IK09	Class II	IP55	3 years



ALVA Bollards - 940mm



Wattage	Beam	LED Colour	Lens	Luminous Flux	CRI	Rated Life L70 B10	Colour	Switching	Product Code
16W	360°	3000K	Clear	1270 lm	> 80	105,000 hrs	Anthracite	Standard	EL10820007
								DALI	EL10820205
								PIR DALI	EL10820403
			Milky	1030 lm	> 80	105,000 hrs		Standard	EL10820045
								DALI	EL10820243
								PIR DALI	EL10820441
		4000K	Clear	1350 lm	> 80	105,000 hrs	Anthracite	Standard	EL10820021
								DALI	EL10820229
								PIR DALI	EL10820427
			White	1050 lm	> 80	105,000 hrs		Standard	EL10820038
								PIR DALI	EL10820434
								Standard	EL10820069
	180°	3000K	Clear	760 lm	> 80	105,000 hrs	Anthracite	DALI	EL10820267
								PIR DALI	EL10820465
								Standard	EL10820601
			Milky	620 lm	> 80	105,000 hrs		DALI	EL10820762
								PIR DALI	EL10820922
								Standard	EL10820649
		4000K	Clear	810 lm	> 80	105,000 hrs	Anthracite	DALI	EL10820809
								PIR DALI	EL10820960
								Standard	EL10820625
			Milky	630 lm	> 80	105,000 hrs		DALI	EL10820786
								PIR DALI	EL10820946
								Standard	EL10820663
PIR DALI	EL10820823								
PIR DALI	EL10820984								

- Protected against sea air
- Low glare, high output LED
- Dirt and graffiti repellent coating
- DALI bus voltage supply integrated in bollards with PIR motion sensors
- Basic light level (orientation light) for increased safety in outdoor areas, PIR model

PIR Information

Detection	Range	Courtesy Light
140° Forward	3m	Yes

General Information

Housing (Ø 170mm)	Mounting	Operating Temperature	Safety	IP Rating	Impact Protection	Warranty
Powder-coated aluminium	Free standing	-25°C - 40°C	Class I	IP65	IK10	5 years

ALVA Bollards - 940mm Accessories

Description	Product Code
Optional Ground Anchor - Galvanised	EL10820083

ALVA Bollards - 700mm



Wattage	Beam	LED Colour	Lens	Luminous Flux	CRI	Rated Life L70 B10	Colour	Switching	Product Code
7W	360°	3000K	Clear	530 lm	> 80	105,000 hrs	Anthracite	Standard	EL10821134
			Milky	400 lm	> 80	105,000 hrs	Anthracite	Standard	EL10821059
		4000K	Clear	560 lm	> 80	105,000 hrs	Anthracite	Standard	EL10821158
			White	460 lm	> 80	105,000 hrs	Anthracite	Standard	EL10821141
	180°	3000K	Clear	460 lm	> 80	105,000 hrs	Anthracite	Standard	EL10821073
			Milky	460 lm	> 80	105,000 hrs	Anthracite	Standard	EL10821073

General Information

Housing (Ø 100mm)	Mounting	Operating Temperature	Safety	IP Rating	Impact Protection	Warranty
Powder-coated aluminium	Free standing	-25°C - 40°C	Class I	IP65	IK10	5 years

ALVA Bollards - 540mm



Wattage	Beam	LED Colour	Lens	Luminous Flux	CRI	Rated Life L70 B10	Colour	Switching	Product Code	
16W	360°	3000K	Clear	1270 lm	> 80	105,000 hrs	Anthracite	Standard	EL10820106	
			Clear	1350 lm	> 80	105,000 hrs	Anthracite	Standard	EL10820328	
		4000K	Milky	850 lm	> 80	105,000 hrs	Anthracite	Standard	EL10820304	
							DALI	EL10820311		
		180°	3000K	Clear	760 lm	> 80	105,000 hrs	Anthracite	Standard	EL10820687
				Milky	620 lm	> 80	105,000 hrs	Anthracite	Standard	EL10820700

General Information

Housing (Ø 170mm)	Mounting	Operating Temperature	Safety	IP Rating	Impact Protection	Warranty
Powder-coated aluminium	Free standing	-25°C - 40°C	Class I	IP65	IK10	5 years

ALVA Bollards - 540mm Accessories

Description	Product Code
Optional Ground Anchor - Galvanised	EL10820083
Remote Control Mobil - PDI/DALI	EP10425899



## Sensor Lights & Spotlights

### Trinity LED



Detection	Angle	Time On Adjustable	Dusk Control	Manual Override	Time Control Mode	Colour	Product Code
up to 12m	180° (3m) 80° (12m)	5 sec - 7 min	2-2000 Lux Adjustment	Yes	1-8 hrs	White	LHT0332

- Scrolling LED with PIR motion detector provide a constant and visual deterrent to potential prowlers
- Auto sensor, manual and timer modes
- Wide beam high output twin 12W LED

### Lamp Information

Wattage	Luminous Flux	Beam Angle	LED Colour
2 x 12W	2 x 800 lm	105° - 110°	5000K

### General Information

Dimensions H x W x D (mm)	Housing	Master/Slave	Pan/Tilt	Mounting	Safety	IP Rating	Warranty
220 x 200 x 150	Alloy UV-stabilised polycarbonate	No	Yes	Wall	Class I	IP44	3 years

### Sensor LED



Wattage	LED Colour	Luminous Flux	Beam Angle	Colour	Product Code
2 x 4W	3000K	2 x 275 lm	95°	Black	LHT1081
				White	LHT1082

- Extremely compact design
- Weatherproof and impact resistant
- Security illumination for domestic exterior locations, including patios and decks, paths and driveways, garages, entrances, storage units and many others

### PIR Information

Detection	Range	Dusk Control	Time On Adjustable	Manual Override	Master/Slave
140° Forward	8m	Yes	30 sec - 6 min	No	No

### General Information

Dimensions H x W x D (mm)	Housing	PIR Pan	Pan/Tilt	Mounting	Safety	IP Rating	Warranty
135 x 124 x 95	Polycarbonate	+ 90°	Yes	Wall or ceiling	Class II	IP55	3 years

## Sensor Lights & Spotlights

### Sensor LED Max



Wattage	LED Colour	Luminous Flux	Beam Angle	Colour	Product Code
2 x 8W	3000K	2 x 750 lm	95°	Black	LHT0269
				White	LHT0270

- Weatherproof and impact resistant
- Security illumination for domestic exterior locations, including patios and decks, paths and driveways, garages, entrances, storage units and many others

### PIR Information

Detection	Range	Dusk Control	Time On Adjustable	Manual Override	Master/Slave
140° Forward	8m	Yes	2 sec - 6 min	No	No

### General Information

Dimensions H x W x D (mm)	Housing	PIR Pan	Pan/Tilt	Mounting	Safety	IP Rating	Warranty
135 x 124 x 95	Polycarbonate	+ 90°	Yes	Wall or ceiling	Class II	IP55	3 years

### EcoSpot SELECT LED PIR



Detection	Range	Time On Adjustable	Dusk Control	Manual Override	LED Colour Selections	Luminous Flux	Colour	Product Code
150°	10m	10 sec - 4 min	2-2000 Lux Adjustment	Yes	3000K 4000K 5000K	2000 lm	Black	LHT1054
							White	LHT1055

- Select LED colour to suit
- Innovative reflector restricts backlight spill
- Designed for coastal conditions

### General Information

Dimensions H x W x D (mm)	Wattage	Master/Slave	Housing	PIR Pan/Tilt	Mounting	Safety	IP Rating	Warranty
200 x 170 x 160	2 x 10W	No	UV-stabilised polycarbonate	Yes	Wall or ceiling	Class II	IP54	3 years



## EcoSpot SELECT



Wattage	LED Colour Selections	Luminous Flux	Colour	Product Code
1 x 10W	3000K	900 lm	Black	LHT1058
	4000K	1000 lm	White	LHT1059
2 x 10W	3000K	1800 lm	Black	LHT1056
	4000K	2000 lm	White	LHT1057

- Select LED colour to suit
- Innovative reflector restricts backlight spill
- Built for coastal conditions

### General Information

Model	Dimensions H x W x D (mm)	Housing	Pan/Tilt	Mounting	Safety	IP Rating	Warranty
Single	135 x 105 x 160	UV-stabilised polycarbonate	Yes	Wall or ceiling	Class II	IP54	3 years
Twin	135 x 170 x 160						

## LED EcoSpot PIR



Detection	Range	Time On Adjustable	Dusk Control	Manual Override	Colour	Product Code
180°	12m	10 sec - 4 min	2-2000 Lux Adjustment	Yes	Black	LHT0244
					White	LHT0250

- Extra wide beam optics
- Warm white LED colour to suit domestic applications

### Lamp Information

Wattage	Luminous Flux	Beam Angle	LED Colour
2 x 8W	2 x 720 lm	105° - 110°	3500K

### General Information

Dimensions H x W x D (mm)	Housing	PIR Pan/Tilt	Mounting	Safety	IP Rating	Warranty
220 x 200 x 150	Alloy UV-stabilised polycarbonate	Yes	Wall or ceiling	Class I	IP44	3 years

## LED EcoSpot



Wattage	Luminous Flux	Beam Spread (Half intensity)	LED Colour	Colour	Product Code
1 x 8W	720 lm	120° (each lamp)	3500K	Black	LHT0246
				White	LHT0247
2 x 8W	1440 lm			Black	LHT0248
				White	LHT0249

- CREE lamp with extra wide beam optics
- Comparable to 100W PAR38 performance
- All stainless steel screws - no rusting
- Warm white LED colour to suit domestic applications

### General Information

Model	Dimensions H x W x D (mm)	Housing	Pan/Tilt	Mounting	Safety	IP Rating	Warranty
1 x 8W	130 x 112 x 165	Cast alloy	Yes	Wall or ceiling	Class I	IP44	3 years
2 x 8W	130 x 220 x 165						

## EcoSpot Sensor Light



Detection	Range	Time On Adjustable	Dusk Control	Manual Override	Colour	Product Code
120° Forward	12m Adjustable	5 sec - 5 min	No	Yes	White	LHT0097

- High quality reliable PIR sensor
- All stainless steel screws - no rusting
- Ceramic lamp holders

### Lamp Information

Wattage	Lamp Type
300W	PAR38 (not included)

### General Information

Mounting	Pan/Tilt	Safety	IP Rating	Warranty
Wall or ceiling	Yes	Class I	IP44	3 years

### EcoSpot Sensor Light Accessories

Description	Product Code
Replacement PAR38 Lamp Gasket (pair)	LHT0220





Beacon Solar LED Bollard



LED Wattage	Detection Radius (approx)	Time On Adjustment	Light Activation Level	Integral Solar Panel	LED Colour	Luminous Flux (approx)	Product Code
2.2W	100° 6m (max.)	10-90s	<10 lux (Dusk)	2.0W 7V	3000K	180 lm	LHT1167

- Uses renewable and free solar power
- Optional 10% courtesy light function - all night operation
- Presence activated for full output

Operating Modes

Mode	Description
1	PIR only
2	10% output all night and PIR
3	50% output - 6 hours
4	Off

Lamp Information

Battery (Lithium-Ion)	Operating Temperature	Solar Panel			
		Output	Open Circuit Rating	Short Circuit Rating	Full Charging Time
2200mAh @ 3.7V	20°C - 40°C	400mA @ 5V DC	7V	440mA	8 hrs

General Information

Dimensions H x W (mm)	Housing	Mounting	IP Rating	Warranty
600 x 2000	UV-Aluminium post, polycarbonate lens	Ground	IP44	2 years

Beacon Solar LED Wall Light



LED Wattage	Detection Radius (approx)	Light Activation Level	PIR Fixed Time On	Integral Solar Panel	LED Colour	Luminous Flux (approx)	Product Code
2.2W	100° 6m (max.)	<10 lux (Dusk)	30 sec	2.0W 7V	3000K	180 lm	LHT1166

- Uses renewable and free solar power
- Optional 10% courtesy light function - all night operation
- Presence activated for full output

Operating Modes

Mode	Description
1	PIR only
2	10% output all night and PIR
3	50% output - 6 hours
4	Off

Lamp Information

Battery (Lithium-Ion)	Operating Temperature	Solar Panel			
		Output	Open Circuit Rating	Short Circuit Rating	Full Charging Time
2200mAh @ 3.7V	20°C - 40°C	400mA @ 5V DC	7V	440mA	8 hrs

General Information

Dimensions H x W x D (mm)	Housing	Mounting	IP Rating	Warranty
87 x 204 x 228	LM2 alloy, UV-stabilised polycarbonate	Wall	IP44	2 years



## Eclipse Solar LED Pole Lights



Wattage	Luminous Flux	Courtesy Lumen Output	Detection Radius (approx)	Integral Solar Panel	LED Colour	Product Code
12W	900 lm	70 lm	4m	5.5W 12V	5700K	LHT2002
24W	1600 lm	120 lm	4m	6.5W 12V	5700K	LHT2003
36W	2300 lm	180 lm	4m	10W 17.5V	5700K	LHT2004

- Uses renewable and free solar power
- Battery management system to deliver efficient operation
- Courtesy light activated all night
- Full output PIR movement activated
- Mounting clamps and bolts supplied
- Pole not supplied
- If orientation for charging is limited, use secondary plug-in panel included

### Lamp Information

Model	Beam Spread	Secondary Solar Panel	Battery (Lithium-Ion)	Max. Run Time* (20 x Triggers)	Max. Run Time* (No x Triggers)
12W	100°	6W 13V	2200mAh @ 7.4V	7 hrs	11 hrs
24W	100°	6W 13V	4400mAh @ 7.4V	7 hrs	11 hrs
36W	100°	6W 18V	4400mAh @ 11.1V	7 hrs	10 hrs

\* 8 hour charging/single panel. Times are based on fully charged batteries. Insufficient sunshine hours may reduce run time.

### General Information

Model	Dimensions H x W (mm)	Weight	Housing	Mounting	Installation Height (m)	Battery Charging Temp Range	Battery Discharging Temp Range	IP Rating	Warranty
12W	290 x 200	1.9 kg	Powdercoat aluminium with 304 stainless steel fixings	Wall or Pole (60-90mm dia)	4	0-80°C	-20°C - 60°C	IPX5	3 years
24W	390 x 200	2.1 kg			5				
36W	500 x 200	2.7 kg			6				

### Power Management Control

To maximise duration of night operation, regardless of sunlight hours charging, digital control determines the battery charge level and adjusts the power output accordingly.

<b>Battery Condition 100%</b> Operates on 8% Courtesy Light from Dusk to Dawn Operates on 100% Max Light for 60 secs after PIR detection
<b>Battery Condition 60%</b> Operates on 8% Courtesy Light from Dusk to Dawn Operates on 100% Max Light for 30 secs after PIR detection
<b>Battery Condition 35%</b> No Courtesy Light function Operates on 100% Max Light for 30 secs after PIR detection

## Entrée Solar LED Wall Light



Wattage	Detection Radius (approx)	Duration Time	Integral Solar Panel	LED Colour	Product Code
2W	120° 8m (max.)	10 ±5s	1.8W 12V	3000K	LHT1084

- Uses renewable and free solar power
- Optional 10% courtesy light function - all night operation
- Presence activated for full output
- Excellent doorway light

### Lamp Information

Battery (Lithium-Ion)	Max. Run Time*	
	PIR with Courtesy Light	PIR without Courtesy Light
2600mAh @ 3.7V	60x Activations	80x Activations

\* Times based on fully charged batteries. Triggers and maximum run times are approximate only. Insufficient sunshine hours may also reduce run time.

### General Information

Dimensions H x W x D (mm)	Weight	Housing	Mounting	Installation Height (m)	IP Rating	Warranty
220 x 170 x 210	1.6 kg	UV-stabilised polycarbonate	Wall	2.2-3.2	IP44	2 years



## MightyLite Solar LED Floodlights



Wattage	Detection	Range	Battery	Solar Panel	Full Battery Charge	Colour	Product Code
28W	120° Forward	8-12m	1 x 12 mAh Lithium-ion	60Wh	4-8 hrs	Black	LHT0346
Replacement 8 Ah Lithium-ion Battery							LHT0366
Replacement 12 Ah Lithium-ion Battery							LHT0367
Replacement Remote Control							LHT0885
5m Extension Cordset							LHT0924

- Off-grid location solution
- Dimmable and switchable
- Supplied with mounting brackets, 50mm pole clamps and remote control

### Lamp Information

Wattage	Luminous Flux	Beam Angle	LED Colour
28W	2000 lm	74° - Vertical 93° - Horizontal	5700K

### Operating Modes and Remote Control Functions

PIR		Manual Control		All Night
Power	PIR Duration	Courtesy Light	Dimmer	Continuous Light
On/Off	Long/Short	On/Off	Up/Down	50%

- Password protected remote control

### General Information

IP Rating	Warranty
IP65	2 years

### Power Management Control

To maximise duration of night operation, regardless of sunlight hours charging, digital control determines the battery charge level and adjusts the power output accordingly.

**Battery Condition 100%**  
 Operates on 8% Courtesy Light from Dusk to Dawn  
 Operates on 100% Max Light for 60 secs after PIR detection

**Battery Condition 60%**  
 Operates on 8% Courtesy Light from Dusk to Dawn  
 Operates on 100% Max Light for 30 secs after PIR detection

**Battery Condition 35%**  
 No Courtesy Light function  
 Operates on 100% Max Light for 30 secs after PIR detection

## Ultrabright Solar Sensor Light



Detection	Range	LED Colour	Luminous Flux	PIR Aiming Adjustment	Dusk Control	Colour	Product Code
180°	up to 10m	5000K	1250 lm	Left or right 90°	0~20 lux (Default)	Black	LHT1184

- Off-grid location solution
- Backup battery for guaranteed performance  
2 x 3.7V 2200mAh rechargeable 18650 Lithium Ion batteries are included, with optional battery backup of 4 x 'D' cell Alkaline batteries.
- Time Xtender & Eco modes for longer battery life
- Optional opal lens to reduce glare are included

### Operating Modes

Mode	Normal power supply Light on time (Li-ion battery)	Back up power supply Light on time (Alkaline battery)
0	Off and charging only	Off
1M	100% Brightness for 1 minute	50% Brightness for 30 seconds
5M	100% Brightness for 5 minutes	50% Brightness for 3 minutes
XTEN	100% Brightness for 1 minute & 20% brightness for 4 minutes	50% Brightness for 30 seconds & 10% brightness for 2 minutes
ECO	70% Brightness for 1 minute	35% Brightness for 15 seconds

### General Information

Dimensions H x W x D (mm)	Housing	Solar Panel	Mounting	Pan/ Tilt	Safety	IP Rating	Battery		Warranty
							Included	Required	
210 x 125 x 80	UV-stabilised polycarbonate	9V 2W with 5 metre cable	Ceiling / Wall	Yes	Class III	IP44	2 x 3.7V 2200mAh 18650 Lithium Ion rechargeable batteries	4 x 'D' Cell Alkaline	3 years



Lighting and Sensors

Lighting and Sensors

LED Button



Description	Wattage	Luminous Flux	LED Colour	Colour	Product Code
Round	6W	480 lm	4000K	Black	LHT0255
				Silver	LHT0257
Oval				Silver	LHT0260
				Black	LHT0261
Round Bar				White	LHT0262
				Silver	LHT0263
Oval Bar				White	LHT0265
				Silver	LHT0266

- Compact decorative housing design
- Replaces incandescent options up to 60 watts
- Robust construction

General Information

Model	Dimensions H x W x D (mm)	Housing	Mounting	Safety	IP Rating	Warranty
Round	160 x 160 x 75	Alloy Polycarbonate Stainless steel	Universal	Class I	IP44	2 years
Oval	122 x 182 x 75					
Round Bar	160 x 160 x 80					
Oval Bar	122 x 182 x 80					

Moeraki Perimeter Wall Light



Wattage	Luminous Flux	LED COLOUR	CRI	Colour	Product Code
25W	3500	3000K 4000K 5000K	≥80	Black	LHT1187

- Adjustable LED Colour to Suit
- Heavy Duty Construction
- Contemporary Architectural Design

General Information

Dimensions H x W x D (mm)	Housing	Mounting	Safety	IP Rating	Impact Protection	Warranty
289 x 293 x 97	Aluminium Body, PC lens	Wall	Class I	IP66	IK10	5 years

ALVA WALL LIGHTS

- Protected against sea air and dirt resistant
- Variants with integrated motion detectors feature orientation light and twilight switch settings



## Bulkheads and Industrial Lighting

### Nova LED



Wattage (4 settings)	Adjustable Luminous Flux	LED Colour Select	SDCM	CRI	Colour	Microwave Sensor	Product Code
12-20W	1200 - 2000 lm	3000K 4000K 6500K	<3	≥80	Black	No	LHT1188
						Yes	LHT1193
					White	No	LHT1189
						Yes	LHT1194
18-28W	1800 - 2800 lm				Black	No	LHT1190
						Yes	LHT1195
					White	No	LHT1191
						Yes	LHT1196

- Provides 24 solutions in a single fitting
- Adjust lumen output across 4 different light levels
- Suitable for Coastal conditions

### Microwave Sensor Information

Detection Range Adjustable	Time On Adjustable	Light Level	Max. Switching
Ø 4 - 6m	5s / 1min / 5mins / 10mins	Dusk / Daylight	100W (LED)

### General Information

Model	Dimensions H x W x D (mm)	Housing	Mounting	Safety	IP Rating	Impact Protection	Warranty
20W	308 x 308 x 70	UV stabilised Polycarbonate	Ceiling / Wall	Class II	IP66	IK10	5 years
28W	338 x 338 x 72						

## Bulkheads and Industrial Lighting

### Oyster LED



Wattage	Luminous Flux	Beam Spread (Half intensity)	LED Colour	Colour	Microwave Sensor	Product Code
14W	800 lm	110°	4200K	Black	Yes	LHT0422
					No	LHT0222
				Cream	Yes	LHT0423
					No	LHT0223
20W	1150 lm	110°	4200K	Black	Yes	LHT0424
					No	LHT0224
				Cream	Yes	LHT0425
					No	LHT0226
24W	1400 lm	110°	4200K	Black	No	LHT0226

- Robust polycarbonate housing suits most harsh environments to -10°C
- True IP66 rated construction
- Optional integral microwave sensor
- Master/slave capable (7 x slaves max.)

### Microwave Sensor Information

Detection	Range	Time On Adjustable	Dusk Control	Max. Switching
360° x 160°	Ø 8m	5 sec - 15 min	Yes	200W (LED)

### General Information

Model	Dimensions Ø x H (mm)	Housing	Mounting	IP Rating	Impact Protection	Warranty
14W	300 x 100	UV-stabilised polycarbonate Stainless steel brackets	Universal	IP66	IK09	3 years
20W	350 x 100					
24W	400 x 100					





## ALVA Bulkheads



Wattage	LED Colour	Luminous Flux	CRI	Rated Life L70 B10	Colour	Switching	Product Code
15W	3000K	750 lm	> 80	65,000 hrs	White	PIR	EL10840210
	4000K	1005 lm	> 80	65,000 hrs	White	PIR	EL10840234

- High/low light output adjustable
- Dirt and graffiti repellent coating
- High quality aluminium, protected against sea air
- Twilight and manual override in PIR models
- Optional number set for use as a house number light

### PIR Information

Detection	Range (radius)
140° Forward	4m

### General Information

Dimensions H x W x D (mm)	Housing	Mounting	Safety	IP Rating	Impact Protection	Warranty
200 x 250 x 75	Powder-coated aluminium	Wall or ceiling	Class I	IP65	IK09	5 years

### ALVA Bulkheads Accessories

Description	Product Code
Remote Control Mobil - PDI/Plus	EM10425530

## Elite LED



Model	Wattage	Luminous Flux	LED Colour	Colour	Product Code
Portrait	16W	1390 lm	5700K	White	LHT0334

- A tough double skin construction ensures long lasting weather proofing
- Select from portrait or landscape options to suit your application

### General Information

Dimensions H x W x D (mm)	Housing	Safety	IP Rating	Warranty
226 x 152 x 82	Polycarbonate (cover) Alloy (base)	Class I	IP55	3 years

## Bulk LED



Model	Wattage	Luminous Flux	Colour	PIR	Product Code
Slim Trim	6W	440 lm	White	Yes	LHT0202

- Longer life eco-efficient LED array
- Effectively replaces most incandescent options up to 75 watts
- Master/slave capable

### PIR Information

Detection	Range	Time On Adjustable	Dusk Control	Manual Override	Switching
120° Forward	8m	7 sec - 6 min	Yes	No	1200W

### General Information

Dimensions H x W x D (mm)	Housing	Mounting	Safety	IP Rating	Warranty
108 x 248 x 73	UV Polycarbonate Stainless Steel Screws	Wall or ceiling	Class II	IP44	3 years

## WP-Compact



Wattage	Luminous Flux	LED Colour	CRI	Rated Life L70 B10	Colour	Product Code
10W	900 lm	4000K	> 80	50,000 hrs	Grey/Opal	LHT0785
15W	1250 lm					LHT0786


- Vandal resistant luminaire
- Universal mounting
- Reliable isolated driver

### General Information

Model	Dimensions H x W x D (mm)	Housing	Safety	IP Rating	Impact Protection	Warranty
10W	245 x 125 x 70	UV Polycarbonate Stainless Steel Screws	Class II	IP65	IK08	3 years
15W	350 x 125 x 70					

# Bulkheads and Industrial Lighting

## WP-Linear




Wattage	Luminous Flux	LED Colour	CRI	Rated Life L70 B10	Colour	Product Code
20W	2200 lm	4000K 5000K 6500K	> 80	>64,000 hrs	Grey/Opal	LHT1168
40W	4400 lm					LHT1169
60W	6600 lm					LHT1170

- 4 Level lumen adjust 55-100%
- 3 Level colour adjust 4k, 5k, 6.5k
- Wide body, fast install

### General Information

Model	Dimensions H x W x D (mm)	Housing	Safety	IP Rating	Impact Protection	Warranty
20W	650 x 117 x 70	UV Polycarbonate Stainless Steel Clasps	Class I	IP65	IK10	5 years
40W	1250 x 117 x 70					
60W	1550 x 117 x 70					

## Hi-Panel Hibay



Wattage	Luminous Flux	LED Colour	Beam Spread (Half intensity)	CRI	Rated Life L70 B10	Colour	Product Code
150W	19500 lm	4000K	105°	85	64,000 hrs	White	LHT0380
200W	27000 lm	4000K	105°	85	64,000 hrs	White	LHT0381


- High output 130 lm/w
- 1-10V DC dimmable
- Fast fit 3 metre wire suspensions included
- Pre-wired 3 metre lead and plug

### General Information

Model	Dimensions H x W x D (mm)	Weight	Housing	Operating Temperature	Safety	IP Rating	Impact Protection	Warranty
150W	577 x 473 x 60	4.5 kg	Extruded alloy Polycarbonate lens	-40°C - 50°C	Class I	IP20	IK08	5 years
200W	1094 x 359 x 60	6.7 kg						

# Bulkheads and Industrial Lighting

## Lumiqs Hibay



Wattage	Detection	Range	Time On Adjustable	Dusk Control	Manual Override	Rated Life L70 B10	Colour	Product Code
180W	360° Downward	16m @ 10m AFL	30 sec - 5 min	Yes	Yes	64,000 hrs	White	LHT0419
Programming Remote Control								LHT0329

- Rotatable LED light bars allow for easy conversion from wide area/aisle/crossroad /T-junction configuration
- Easily configured and adjusted via remote control
- Wireless communication between luminaries
- Group settable with unique control functions

### Lamp Information

Luminous Flux	CRI	Beam Spread (Adjustable ± 30%)	LED Colour
23500 lm (100%) 3500 lm (standby function)	80	50°	4000K

### Remote Control Additional Functions

- Grouping assignments (zone control)
- Daylight harvesting
- PIR sensitivity control
- Standby output
- Neighbour outputs (predictive activation)
- Walk test

### PIR Information

Detection	Range	Time On Adjustable	Dusk Control	Manual Override
360° Downward	16m @ 10m AFL	30 sec - 5 min	Yes	Yes

### General Information

Dimensions H x W x D (mm)	Housing	Mounting	Operating Temperature	Safety	IP Rating	Warranty
477 x 477 x 87	UV-stabilised polycarbonate Stainless steel brackets	Two-point suspension via Gripple™ (supplied)	-40°C - 45°C	Class II	AC IP65 DC IP44	7 years



OFR/AFR



Wattage	LED Colour	Luminous Flux	Beam Angle	Rated Life L70 B10	Colour	Switching	Product Code
18W	5000K	1050 lm	110°	80,000 hrs	Black	Standard	EL10710216
					White		EL10710209
					White	PIR	EL10750205
26W	5000K	1670 lm	110°	80,000 hrs	Black	Standard	EL10710315
					White		EL10710308

- Low glare rear projection technology
- ON/OFF or PIR sensor
- Horizontal and vertical adjustment of luminaire head

PIR Information

Detection	Range	Dusk Control	Time On Adjustable	Dusk to Dawn Mode	Recommended Height
140° Forward	12m Ø	2-2000 Lux Adjustment	5 sec - 10 min	Yes	1.8 - 3.2m

General Information

Model	Dimensions H x W x D (mm)	Housing	Mounting	IP Rating	Warranty
18W Standard	195 x 128 x 140	Extruded alloy polycarbonate	Wall	IP55	3 years
18W PIR	216 x 128 x 140				
26W Standard	195 x 176 x 140				

Chameleon - Dimmable



Wattage	LED Colour Selections	Luminous Flux	Colour	Product Code
21W	3000K 4000K 5000K	130 - 1500 lm	Black	LHT1096
			White	LHT1097
Spare Part for Remote Control				LHT1108

- Select LED colour temperature to suit application
- 8 step dimming with remote controller (included)
- Change the scene anytime
- Pairable for synchronised operation

General Information

Dimensions H x W x D (mm)	Housing	Mounting	IP Rating	Safety	Warranty
120 x 160 x 40	Aluminium alloy	Wall or ceiling	IP65	Class I	3 years

Remote Controller Information

Type	Colour Select	Dimming	Batteries
Infrared	Yes	8 Step	2 x AAA (not included)

Robo LED



Detection	Range	Time On Fixed	Colour	Product Code
150° Forward	10m (max)	3 min	Black	LHT1083

- Motorised light follows movement in the detection zone
- Setting modes for day and/or night light triggering and subject movement following options
- PIR sensor for system efficiency
- Easy operational set-up

Lamp Information

Wattage	Luminous Flux	Beam Angle	LED Colour
18W	1100 lm	110°	4000K

General Information

Dimensions H x W x D (mm)	Housing	Mounting	Safety	IP Rating	Warranty
209 x 170 x 183	UV-stabilised polycarbonate	Wall	Class I	IP44	3 years



## Reflect LED PIR



Detection	Range	Time On Adjustable	Dusk Control	Manual Override	Wattage	Colour	Product Code
120° Forward	10m	5 sec - 10 min	2-2000 Lux Adjustment	Yes	12W	Black	LHT0277
					20W	White	LHT0280
					26W	White	LHT0282

- Unique rear-projection technology, using a high polished reflector to maximise light yield
- Reduces high glare issues
- Extra wide beam optics

### Lamp Information

Wattage	Luminous Flux	Beam Spread	LED Colour
12W	500 lm	105°	5700K
20W	1000 lm	110°	5700K
26W	1500 lm	110°	5700K

### General Information

Model	Dimensions H x W x D (mm)	Housing	Mounting	Pan/Tilt	Safety	IP Rating	Warranty
12W	122 x 98 x 111	Extruded alloy polycarbonate Stainless steel brackets	Wall or ceiling	Yes	Class II	IP54	3 years
20W	122 x 170 x 111						
26W	141 x 222 x 111						

## Reflect LED



Wattage	Luminous Flux	Beam Spread	LED Colour	Colour	Product Code
12W	500 lm	105°	5700K	Black	LHT0271
				White	LHT0272
20W	1000 lm	110°	5700K	Black	LHT0273
				White	LHT0274
26W	1500 lm	110°	5700K	Black	LHT0275
				White	LHT0276

- Unique rear-projection technology, using a high polished reflector to maximise light yield
- Reduces high glare issues
- Extra wide beam optics

### General Information

Model	Dimensions H x W x D (mm)	Housing	Mounting	Safety	IP Rating	Warranty
12W	122 x 98 x 111	Extruded alloy polycarbonate Stainless steel brackets	Wall or ceiling	Class II	IP55	3 years
20W	122 x 170 x 111					
26W	141 x 222 x 111					

## MightyLite LED



Wattage	Luminous Flux	Beam Spread	LED Colour	Colour	Product Code
15W	900 lm	105°	5700K	Black	LHT0230
				White	LHT0231
24W	1500 lm	110°	5700K	Black	LHT0232
				White	LHT0233

- High quality, compact size
- Suitable for residential and most light commercial applications
- Excellent perimeter light cut-off for spill and glare control
- Manual override capable, master/slave compatible

### General Information

Dimensions H x W x D (mm)	Housing	Mounting	Pan/Tilt	Safety	IP Rating	Warranty
112 x 160 x 125	Alloy UV-stabilised polycarbonate	Wall	Yes	Class I	IP65	5 years

## Flood LED



Wattage	Luminous Flux	Peak Intensity	Beam Spread (Half intensity)	Rated Life L70 (12K)	LED Colour	Colour	Product Code
30W	2396 lm	953 cd	110°	>56,000 hrs	5700K	Black	LHT0214

- Suitable for commercial and industrial floodlighting applications, the 110° beam precision optics offer wide spacing
- Optimised thermal fins provide a customised heat dissipation solution to maximise LED lamp life

### General Information

Dimensions H x W x D (mm)	Weight	Operating Temperature	Cable	Housing	Safety	IP Rating	Warranty
276 x 220 x 64	2.05kg	-25°C - 50°C	1800mm fitted	Alloy, Safety glass Stainless steel bolts	Class I	IP65	3 years



## Ultrabright LED Sensor Light



Detection	Range	PIR Aiming Adjustment	Dusk Control	Colour	Product Code
180°	up to 10m	Left or right, 90°	0~10 lux (Default)	Black	LHT1181

- Battery powered huge light output
- Time Xtender & Eco Modes for longer battery life
- Optional opal lens to reduce glare are included
- Battery life approx 18 months based on average of 5 activations per day

### Operating Modes

Mode	Description
0	Off
15s	15 seconds activation on presence
XTEN	Keeps lights on at 100% for 12 seconds, drops to 20% without motion for 48 seconds, then returns to 100% when motion is detected.
ECO	Lights operate at 70% to extend battery life up to 30%

### Lamp Information

LED Colour	Luminous Flux	Beam Spread	Manual Override
3000K	720 lm	120°	No

### General Information

Dimensions H x W x D (mm)	Housing	Mounting	Pan/Tilt	Safety	IP Rating	Battery (not included)	Warranty
210 x 105 x 80	UV-stabilised polycarbonate	Ceiling / Wall	Yes	Class III	IP44	4 x 'D' Cell Alkaline	3 years

## Ultrabright PIR Shed Light



Detection	Range	Time On (Fixed)	PIR Aiming Adjustment	Colour	Product Code
110°	up to 6m	15 sec	Pan left or right 34° Tilt up or down 52°	White	LHT1183

- Battery powered impressive light output
- Integral PIR for easy automation
- Perfect for under stairs, garden sheds, pathways and garage. Practically anywhere you need light.
- Battery life approx 12 months based on average of 5 activations per day

### Lamp Information

LED Colour	Luminous Flux	Beam Spread	Manual Override
5000K	350 lm	120°	No

### General Information

Dimensions H x W x D (mm)	Housing	Mounting	Pan/Tilt	Safety	IP Rating	Battery (not included)	Warranty
110 x 70 x 90	UV-stabilised polycarbonate	Ceiling / Wall	Yes	Class III	IP44	3 x 'C' Cell Alkaline	3 years

## EzyLED Spot Two



Model	Detection	Range	Time On Adjustable	Manual Override	Beam Spread	Luminous Flux	Battery	Colour	Product Code
Twin	100°	up to 10m	15 - 20 sec	No	6m x 4m (each lamp)	90 lm	3 x AA (required)	Black	LHT0178

- Ultra bright white LED
- 12+ month battery life for single lamp model based on an average of 3 activations per night
- 9+ month battery life for twin lamp model based on an average of 3 activations per night

### General Information

IP Rating	Warranty
IP44	1 year





