Simx

Product Catalogue

FANS

FAN KITS

Table of Contents

REGULATIONS AND STANDARDS 4

FAN SELECTION GUIDELINES 6

FAN APPLICATION GUIDELINES 9

CEILING EXTRACTION FANS
CONTOUR Centrifugal Fans - G4 Compliant 12

INLINE EXTRACTION FANS
Inline Mixed Flow Fans 14
Inline Axial Fans 16
Inline Centrifugal 3 Speed Fans 18
Inline Centrifugal Fans 20

INLINE EXTRACTION FAN KITS
Inline Extraction Fan Kits - Configured Fascia Systems 22
Inline Extraction Fan Kits without Lights 24
Inline Extraction Fan Kits with LED 26
Inline Extraction Fan Kits with Halogen Lamp 28

WALL/CEILING FANS
QUIET Fans 30
Eco Fans 31
SELV Fans 32
Auto Shutter Fans 32
Standard Fans 34
3 Speed Fans 36

THROUGH WALL FAN KITS
QUIET Fans 38
GENIUS App Controlled Fan Kits 40
INTELLIVENT PIR Sensor Fan Kits 40
SELV Fan Kits 42
Auto Shutter Fan Kits 42
Standard Fan Kits 44

WINDOW FANS
SELV Fans 46
SELV and Auto Shutter Fans 46
Auto Shutter Fans 46
Standard Fans 48

WALL FANS
Internal 50
External 50

HEATER-FAN-LIGHT SYSTEMS
Heater-Fan-Light Systems 52

HEAT-FAN-LIGHT SYSTEMS
Heat-Fan-Light Systems 54

HEAT-LIGHT SYSTEMS
Heat-Light Systems 54

THROUGH ROOF FANS
Through Roof Fan Cowls 56
Through Roof Fan Kits 58
Roof Cowls 60
Roof Cowl Kits 61

WALL MOUNTED FANS
Centrifugal 62

ROOF MOUNTED FANS
Axial - Side Discharge 64

ROOF MOUNTED FANS
Axial 66

FRAME FANS
Axial 68

ACCESSORIES
Accessories 69

Regulations and Standards

New Zealand Building Code and Healthy Homes

The following two category requirements have been established for mandatory extraction ventilation in New Zealand.

The New Zealand Building Code for New Building Consents

The building regulatory system sets out a framework to promote good quality decisions being made during the Building Consent process. The legislation and regulations work together, as the building regulatory system. The functional clauses of the NZ Building Code are grouped and described by a letter and number. Clause G of the NZ Building Code covers services, with G4 setting out the performance requirements for ventilation. The Building Code is enshrined in law. The New Zealand Building Code, G4, has been changed. This is supported by Acceptable Solution G4/AS1 Fourth Edition that specifies mechanical ventilation in accommodation units that contain cooktops, showers and baths.

Residential Tenancy Regulations to the Healthy Homes Standards

Residential Tenancy Regulations for rental properties only is changing to the Healthy Homes Standards, sub part 4 - Ventilation Standards.

Complying with the Acceptable Solution G4/AS1

To comply, the mandatory mechanical extract system must deliver minimum airflow rates for the complete installed ventilation system. This means that airflow rates must deliver the airflow after resistance of the ducting, internal and external grilles, as well as all other accessories, such as backdraught shutters, are included.

Fan selection is important as some types are far better at overcoming ducting system pressure drops.

Additionally, the quality of the ducting system installation can be all important. Rigid duct systems are best as they are the most efficient. Good installation practice is vital for flexible duct systems.

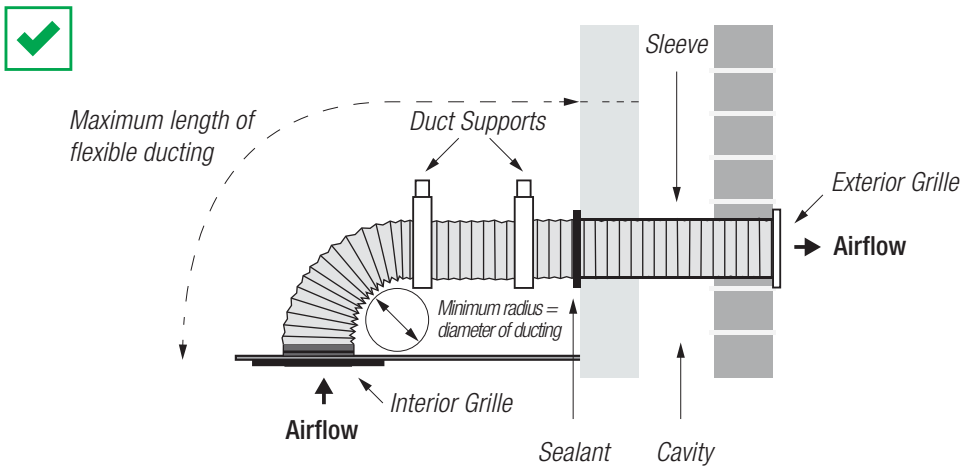

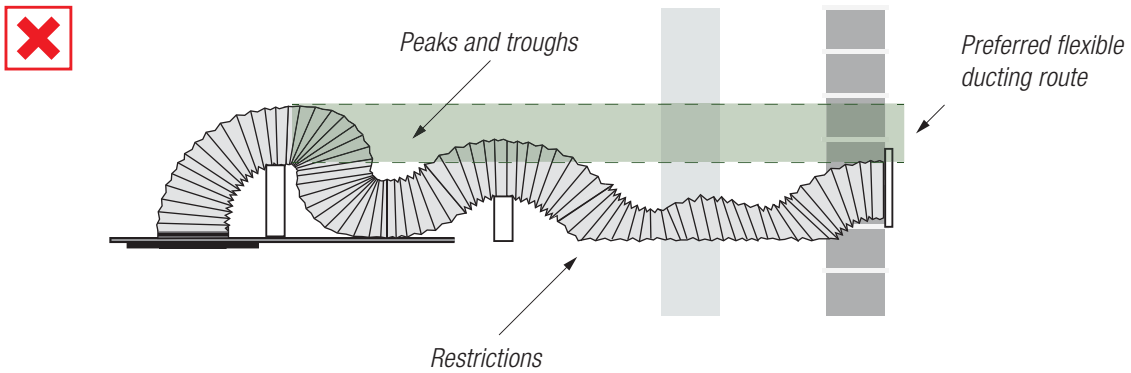

Choosing the Right Fan to Comply

Fans cannot be selected on the basis of free-air performance only. Fans must now be selected on the basis of the complete installed system performance for a designated room as per the table below.

Room	Airflow Rate (min.)	
	Intermittent	Continuous
Toilet[1)]	25 l/s	10 l/s
Bathroom/shower	25 l/s	10 l/s
Laundry[2)]	40 l/s	-
Kitchen	50 l/s	12 l/s

1) Toilets only require ventilation if they have no openable windows
2) Simx recommends 40 l/s for laundries with unvented non-condensing tumble dryers as covered in AS 1668: Part 2 2012

Recent unregulated extract fan practices in New Zealand has trended to basic, low pressure axial fan products, as installed system performance has not been defined for independent inspection testing and compliance signed off by local authorities.

Fan Type Considerations

Determining the best fan requires consideration of location, sound levels and aesthetic appeal. Different fans suit different applications. The longer the duct run, the greater the pressure that is required to over come the resistance created by the duct. Low pressure is required for short run systems, such as through wall or window mounted fans, but far greater pressure is required for longer ducted systems and where the fan and ducting, with more bends, is installed in the roof cavity.

Short Run Systems
As through wall and window mounted axial fans only have to extract air over a short distance, the installed system performance rates are only slightly lower than that of fan's free-air performance rate. Fan selection to ensure compliance for any room requirement is, therefore, a straightforward procedure. See page 8 for further information.

Ducted Systems
The best solutions for ducted systems are centrifugal and mixed flow fans. These types of extraction fans are designed to develop the necessary pressure and resilience to overcome duct and grille system pressure-drop resistance. Axial inline fans are suitable for shorter duct runs, but will not be very forgiving when it comes to installation so care must be taken to ensure the best practice guidelines are followed.

Installed performance of a fan can, however, vary greatly dependent on the location, length of duct, number of bends and fittings such as backdraught shutters, cowls and grilles. For complete installed system performances to meet the standards, the following guidelines may be used as application limits dependent on *best practice* duct installation being employed along with the use of airflow efficient accessories such as grilles and backdraught shutters.

Fan Selection Guidelines

Ceiling Extraction Fans

The new Manrose CONTOUR range of centrifugal fans offers model options that easily exceed the New Zealand Building Code G4/AS1 requirements for that specific room installation. To make it even easier for correct product selection, Manrose Contour fans are identified by their intended application purpose.

Selection Reference Guide

Toilet	Manrose Contour Toilet fan
Bathroom	Manrose Contour Bathroom fan
Laundry	Manrose Contour Kitchen and Laundry fan
Kitchen	Manrose Contour Kitchen and Laundry fan

Further, the Manrose CONTOUR fan range also includes the CONTOUR High Steam Area Fan for the more demanding applications and/or complete performance peace-of-mind.

Toilet

25 l/s

Metres of Ducting

No. of Bends	1	2	3	4	5	6	7	8	9	10
1										
2										
3										
4										
5										

Toilets only require ventilation if they have no openable windows

Bathroom

25 l/s

Metres of Ducting

No. of Bends	1	2	3	4	5	6	7	8	9	10
1										
2										
3										
4										
5										

Fan Selection

- Contour Toilet
- Contour Bathroom
- Countour Kitchen & Laundry

Laundry

40 l/s

Metres of Ducting

No. of Bends	1	2	3	4	5	6	7	8	9	10
1										
2										
3										
4										
5										

Simx recommends 40 l/s for laundries with unvented non-condensing tumble dryers

Kitchen

50 l/s

Metres of Ducting

No. of Bends	1	2	3	4	5	6	7	8	9	10
1										
2										
3										
4										
5										

Fan Selection Guidelines

Inline Extraction Fans

The following chart provides an easy fan selection guide if good ducting system selection and installation best practices have been employed. This is to ensure compliance with the building code. An upgrade to the next available model is always recommended should more airflow be required.

Selection Reference Guide

Toilet	Manrose Hyper150 EC axial fan for simple runs
	Manrose Mixflo 150 mixed flow fan for longer runs
Bathroom	Manrose Hyper150 EC axial fan for simple runs
	Manrose Mixflo 150 mixed flow fan for longer runs
Laundry	Manrose Mixflo 150 axial fan
Kitchen	Manrose Mixflo 150 or Manrose Blue Jet mixed flow fans for best efficiency/airflow or on long ducts

Toilet

25 l/s

Metres of Ducting

No. of Bends	1	2	3	4	5	6	7	8	9	10
1	Hyper150 EC	Hyper150 EC	Hyper150 EC	Hyper150 EC	Hyper150 EC	Hyper150 EC	Hyper150 EC	Hyper150 EC	Hyper150 EC	Hyper150 EC
2	Hyper150 EC	Hyper150 EC	Hyper150 EC	Hyper150 EC	Hyper150 EC	Hyper150 EC	Hyper150 EC	Hyper150 EC	Hyper150 EC	Hyper150 EC
3	Hyper150 EC	Hyper150 EC	Hyper150 EC	Hyper150 EC	Hyper150 EC	Hyper150 EC	Hyper150 EC	Hyper150 EC	Hyper150 EC	Hyper150 EC
4	Hyper150 EC	Hyper150 EC	Hyper150 EC	Hyper150 EC	Hyper150 EC	Hyper150 EC	Mixflo 150	Mixflo 150	Mixflo 150	Mixflo 150
5	Mixflo 150	Mixflo 150	Mixflo 150	Mixflo 150	Mixflo 150	Mixflo 150	Mixflo 150	Mixflo 150	Mixflo 150	Mixflo 150

Toilets only require ventilation if they have no openable windows

Bathroom

25 l/s

Metres of Ducting

No. of Bends	1	2	3	4	5	6	7	8	9	10
1	Hyper150 EC	Hyper150 EC	Hyper150 EC	Hyper150 EC	Hyper150 EC	Hyper150 EC	Hyper150 EC	Hyper150 EC	Hyper150 EC	Hyper150 EC
2	Hyper150 EC	Hyper150 EC	Hyper150 EC	Hyper150 EC	Hyper150 EC	Hyper150 EC	Hyper150 EC	Hyper150 EC	Hyper150 EC	Hyper150 EC
3	Hyper150 EC	Hyper150 EC	Hyper150 EC	Hyper150 EC	Hyper150 EC	Hyper150 EC	Hyper150 EC	Hyper150 EC	Hyper150 EC	Hyper150 EC
4	Hyper150 EC	Hyper150 EC	Hyper150 EC	Hyper150 EC	Hyper150 EC	Hyper150 EC	Mixflo 150	Mixflo 150	Mixflo 150	Mixflo 150
5	Mixflo 150	Mixflo 150	Mixflo 150	Mixflo 150	Mixflo 150	Mixflo 150	Mixflo 150	Mixflo 150	Mixflo 150	Mixflo 150

Fan Selection

- Hyper150 EC
- Mixflo 150
- Blue Jet

Laundry

40 l/s

Metres of Ducting

No. of Bends	1	2	3	4	5	6	7	8	9	10
1	Mixflo 150	Mixflo 150	Mixflo 150	Mixflo 150	Mixflo 150	Mixflo 150	Mixflo 150	Mixflo 150	Mixflo 150	Mixflo 150
2	Mixflo 150	Mixflo 150	Mixflo 150	Mixflo 150	Mixflo 150	Mixflo 150	Mixflo 150	Mixflo 150	Mixflo 150	Mixflo 150
3	Mixflo 150	Mixflo 150	Mixflo 150	Mixflo 150	Mixflo 150	Mixflo 150	Mixflo 150	Mixflo 150	Mixflo 150	Mixflo 150
4	Mixflo 150	Mixflo 150	Mixflo 150	Mixflo 150	Mixflo 150	Mixflo 150	Mixflo 150	Mixflo 150	Mixflo 150	Mixflo 150
5	Mixflo 150	Mixflo 150	Mixflo 150	Mixflo 150	Mixflo 150	Mixflo 150	Mixflo 150	Mixflo 150	Mixflo 150	Mixflo 150

Simx recommends 40 l/s for laundries with unvented non-condensing tumble dryers

Kitchen

50 l/s

Metres of Ducting

No. of Bends	1	2	3	4	5	6	7	8	9	10
1	Mixflo 150	Mixflo 150	Mixflo 150	Mixflo 150	Mixflo 150	Mixflo 150	Mixflo 150	Mixflo 150	Mixflo 150	Mixflo 150
2	Mixflo 150	Mixflo 150	Mixflo 150	Mixflo 150	Mixflo 150	Mixflo 150	Mixflo 150	Mixflo 150	Mixflo 150	Mixflo 150
3	Mixflo 150	Mixflo 150	Mixflo 150	Mixflo 150	Mixflo 150	Mixflo 150	Mixflo 150	Mixflo 150	Mixflo 150	Mixflo 150
4	Mixflo 150	Mixflo 150	Mixflo 150	Mixflo 150	Mixflo 150	Mixflo 150	Mixflo 150	Blue Jet	Blue Jet	Blue Jet
5	Blue Jet	Blue Jet	Blue Jet	Blue Jet	Blue Jet	Blue Jet	Blue Jet	Blue Jet	Blue Jet	Blue Jet

Fan Selection Guidelines

Through Wall and Window Fans

The following chart provides an easy fan selection guide for through wall or window fans to ensure compliance with the building code. An upgrade to the next available model is always recommended should more airflow be required.

Selection Reference Guide

Toilet	125mm fan
	150mm fan
Bathroom	125mm fan
	150mm fan
Laundry	150mm fan
Kitchen	150mm fan

Continuous Ventilation

As an alternative to the traditional intermittent fans, the products shown below can be set as continuous running fans which provide a low level of trickle ventilation which runs constantly. These fans then have a boost facility via manual or automatic operation. These fans provide the most energy efficient and comfortable form of ventilation with low noise and excellent indoor air quality.

Genius

IntelliVent

See page 40 for more information on Genius and IntelliVent fans.

Fan Application Guidelines

1. Consider the Location in the Room

The right placement of an extraction fan will ensure optimum airflow through the bathroom. To ensure the fan works to its maximum efficiency, the extracted air needs to be replenished, or “made up”, with an equal amount of dry air drawn in from an adjacent room or hallway. This make-up air replenishment may be assisted with the installation of a door grille (FAN0159).

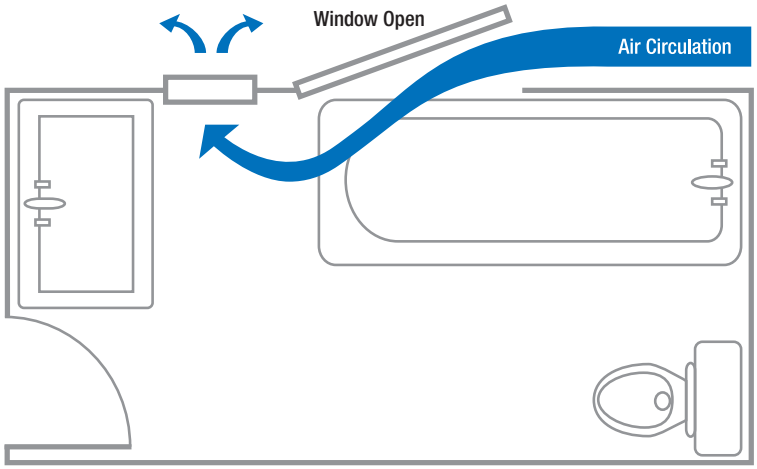

Poor Circulation

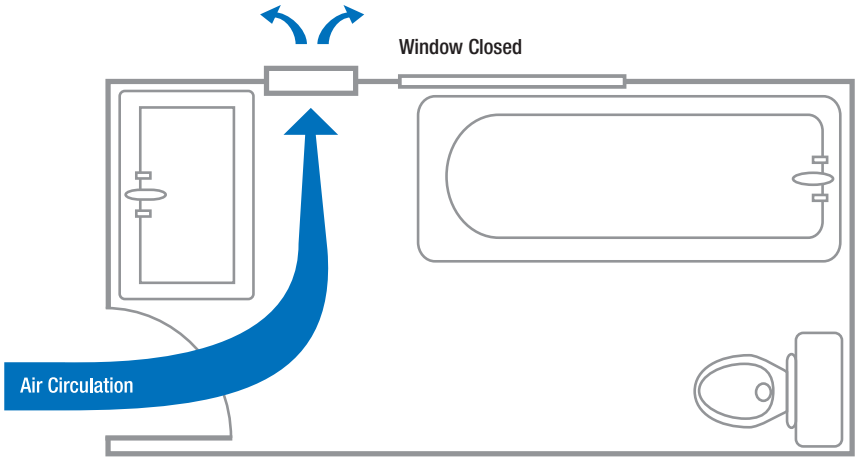

Medium Circulation

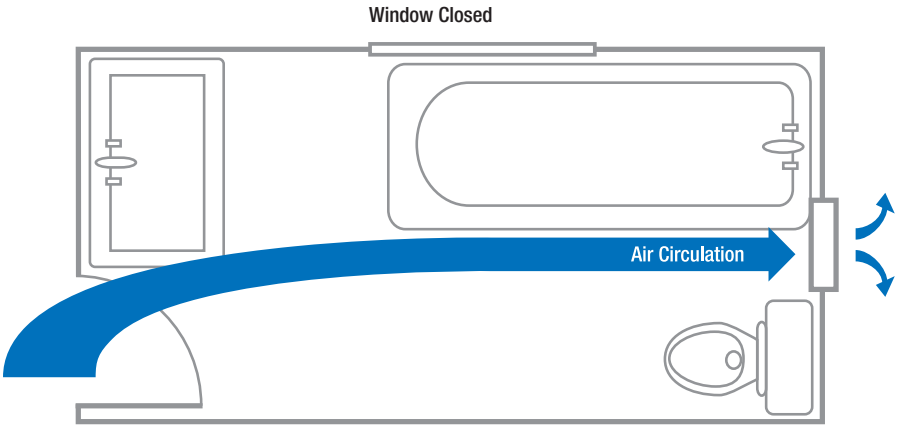

Best Circulation

Fan Application Guidelines

2. Wet Area Zones & Recommended Fan Types

Wet area zones are determined by their proximity to the bath or shower. Use the wet area zone plan and table to identify what type of fan is required.

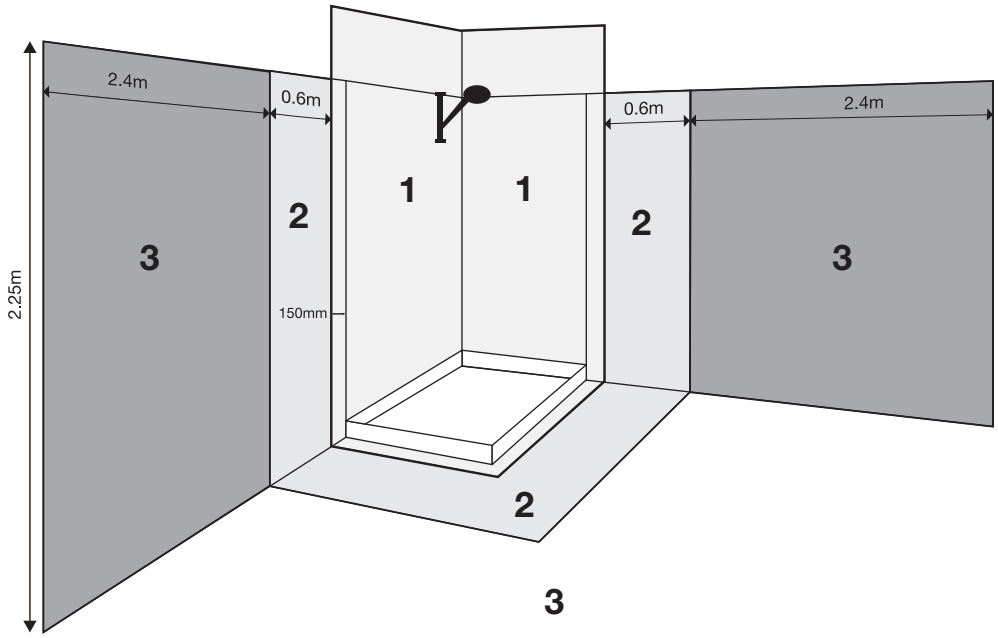

Zone	Description	Recommended Fan Type
1	Area immediately above the bath or shower tray up to the higher of either 2.25m or the height of the fixed plumbing connection	Safety extra low voltage or inline fans only
2	Area within 0.6m around the edge of the bath or shower tray	Any fan
3	Any area outside Wet Area Zones 1 & 2	Any fan

Fan Application Guidelines

3. Select a Fan Type

From the list below select a fan type, then see the following sections to identify the model you require. Ensure the model you select has a performance (m^3/h) greater than the performance calculated in Step 1.

Fan Type	Application	Key
Inline Extraction Fans	Wet area zone 1	
Wall/Ceiling Fans	Wall and ceiling	
Heat-Fan-Light Systems	Ceiling, multi-function	
Inline Extraction Fan Kits	Wet area zone 1, integrated light	
Through Wall Fan Kits	Wall	
Through Roof Fan Kits	Roof	
Safety Extra Low Voltage (SELV)	Wet area zone 1	
Window Fans	Window	

4. Saving Energy

The best way of calculating the most energy efficient fan for your needs, is to compare the specific fan powers of each one selected. The fan with the lower watts per l/s, will use less energy. If a fan has similar specific fan power to another, but much higher pressure for ducted installations, it will still be the more efficient option.

Max. Fan Watts (W)	Max. Fan Pressure (Pa)	Free Air Fan Performance		Specific Fan Power (W/l/s)	Sound dB(A)
		(l/s)	(m^3/hr)		
25	60	101	364	0.25	40
20	35	36	130	0.56	41

5. Fan Switching Options

Option	Description
Standard	Remote switch
Timer	Remote switch with delayed OFF adjustable from 1-20 minutes
Pull Cord	Integral pull cord switch on fan
PIR Control	Motion sensor incorporated in fan
Auto Sense	Condition sensor incorporated in fan
Variable Speed Controller	Incorporated speed drive in fan

Ceiling Extraction Fans

Manrose CONTOUR fans deliver simple compliance with current New Zealand Building Code G4/AS1 mandatory mechanical extract ventilation system requirements. As well as providing application room specific performance, Contour ***Toilet***, ***Bathroom*** and ***Kitchen & Laundry*** fans have a comprehensive range of stylish, interchangeable fascia to choose from.

CONTOUR Toilet Fan	Duct (mm)	Fan Type	Max. Fan Watts (W)	Max. Fan Pressure (Pa)	Free Air Fan Performance		Specific Fan Power (W/l/s)	Sound dB(A)	Fascia	Switching	Order Code
					(l/s)	(m^3/hr)					
	100	Centrifugal	30	93	49	175	0.61	38	Range Selection	Standard	FAN7030

CONTOUR Bathroom Fan	Duct (mm)	Fan Type	Max. Fan Watts (W)	Max. Fan Pressure (Pa)	Free Air Fan Performance		Specific Fan Power (W/l/s)	Sound dB(A)	Fascia	Switching	Order Code
					(l/s)	(m^3/hr)					
	150	Centrifugal	45	147	77	276	0.58	40	Range Selection	Standard	FAN7031

CONTOUR Kitchen and Laundry Fan	Duct (mm)	Fan Type	Max. Fan Watts (W)	Max. Fan Pressure (Pa)	Free Air Fan Performance		Specific Fan Power (W/l/s)	Sound dB(A)	Fascia	Switching	Order Code
					(l/s)	(m^3/hr)					
	150	Centrifugal	50	210	105	378	0.48	42	Range Selection	Standard	FAN7032

CONTOUR High Steam Area Fan	Duct (mm)	Fan Type	Max. Fan Watts (W)	Max. Fan Pressure (Pa)	Free Air Fan Performance		Specific Fan Power (W/l/s)	Sound dB(A)	Fascia	Switching	Order Code
					(l/s)	(m^3/hr)					
	150	Centrifugal	106	220	153	550	0.69	42	Round White	Standard	FAN7033
									Square White	Standard	FAN7034

- Fitted lead and plug
- Integrated backdraught shutter
- Deep spigot for easy duct connection
- Swing-out arms for easy installation

Fascia Selections

Fan	Round				Square			
	White	Black	LED White	LED Black	White	Black	LED White	LED Black
Toilet	DCT4502	DCT4503	DCT4506	DCT4507	DCT4504	DCT4505	DCT4508	DCT4509
Bathroom	DCT4510	DCT4511	DCT4514	DCT4515	DCT4512	DCT4513	DCT4516	DCT4517
Kitchen and Laundry								

Ceiling Extraction Fans

Dimensions (mm)

Model	A	B (cut-out size)	C	D
Toilet	170	240	272	100
Bathroom	197	296	328	150
Kitchen and Laundry	197	296	328	150
High Steam Area	197	296	326	150

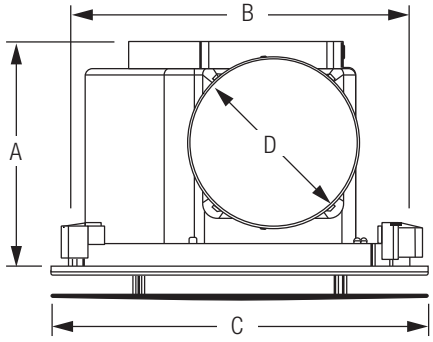

Technical

Model		Toilet	Bathroom	Kitchen and Laundry	High Steam Area
Supply		220-240V AC, 50Hz			
Max. Operating Temp		40°C	40°C	40°C	40°C
LED Fascia - Round	(W)	10	14	14	-
	(lm)	850	1265	1265	-
	(K)	4200	4200	4200	-
LED Fascia - Square	(W)	10	14	14	-
	(lm)	850	1290	1290	-
	(K)	4200	4200	4200	-
IP Rating		IP44			

Airflow by Duct Length

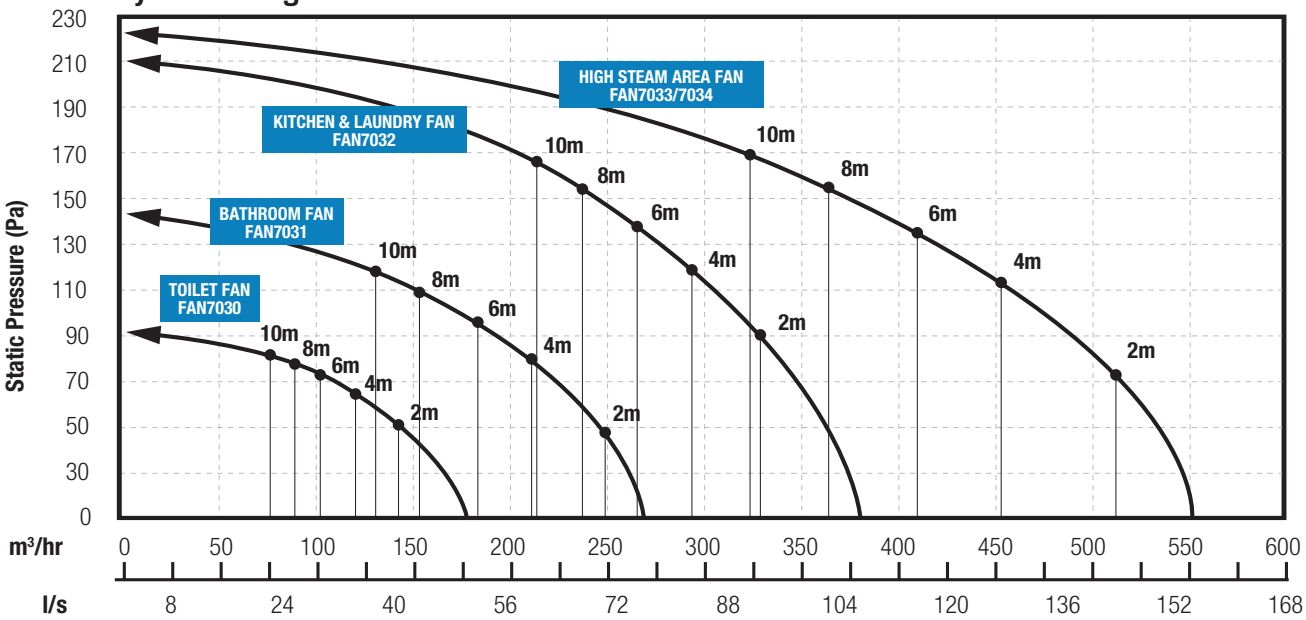

Inline Extraction Fans - Mixed Flow

Blue Jet incorporates powerful jet streaming technology and is driven by the energy efficient, brushless EC motor to deliver best-in-class airflow performance. A surface mounted variable speed control, and 10m control cable, is supplied along with a plug and lead for the fan. The Blue Jet fan is suitable for all residential applications. 5 year warranty.

The powerful inline MixFlo fans have been designed to produce higher working pressures for applications that require higher airflows with low relative noise levels. These large bore fans are designed for use with both rigid and flexible ducting. They offer two and half times the pressure of conventional axial fans and are dimensionally more compact making them ideal for many ducted applications. The impeller blade design with guide vanes provides optimum pressure characteristics. The fan can operate in both horizontal and vertical positions. Supported by a 4 year warranty or 30,000 continuous hours.

Designer BLUE JET	Duct (mm)	Fan Type	Max. Fan Watts (W)	Max. Fan Pressure (PA)	Free Air Fan Performance		Specific Fan Power (W/l/s)	Sound dB(A)	Switching	Order Code
					(l/s)	(m^3/hr)				
	150	Mixed Flow	40	490	165	594	0.24	60	Variable Speed Controller	FAN6960

Pro-Series MIXFLO 2 Speed	Duct (mm)	Fan Type	Max. Fan Watts (W)	Max. Fan Pressure (PA)	Free Air Fan Performance		Specific Fan Power (W/l/s)	Sound dB(A)	Switching	Model	Order Code
					(l/s)	(m^3/hr)					
	200	Mixed Flow	85	250	272	980	0.31	48	Timer	MF200T	FAN2127
			45	80	196	706	0.23	41			
	150	Mixed Flow	70	300	166	597	0.42	47	Standard	MF150S	FAN1006
			60	240	92	330	0.65	40	Plug & Lead	MF150PL	FAN1048
	125	Mixed Flow	40	220	89	320	0.45	43	Standard	MF125S	FAN1005
			26	160	72	260	0.36	36	Plug & Lead	MF125PL	FAN1051
	100	Mixed Flow	40	180	69	250	0.58	40	Standard	MF100S	FAN1004
			26	120	53	190	0.49	33	Plug & Lead	MF100PL	FAN1050

Pro-Series MIXFLO 3 Speed	Duct (mm)	Fan Type	Max. Fan Watts (W)	Max. Fan Pressure (PA)	Free Air Fan Performance		Specific Fan Power (W/l/s)	Sound dB(A)	Switching	Model	Order Code
					(l/s)	(m^3/hr)					
	200	Mixed Flow	85	250	272	980	0.31	48	Standard	MF200S	FAN1007
			60	140	239	860	0.25	45	Plug & Lead	MF200PL	FAN1053
			45	80	196	706	0.23	41			

Note: *Installed system performance is always influenced by duct length and layout*

Switching Options

Standard Remote switch (not supplied).
Timer Remote switch (not supplied). Fan continues operating for preset time after switching off.

Inline Extraction Fans - Mixed Flow

Dimensions (mm)

Model	A	B	C	D	E	F	G	H	J	K
Blue Jet	125	15	150	154	24	176	51	37	175	184
MF200	244	197	354	50	230	142	140	-	-	-
MF150	209	147	360	55	195	130	115	-	-	-
MF125	182	122	350	60	168	100	100	-	-	-
MF100	182	98	315	27	168	100	100	-	-	-

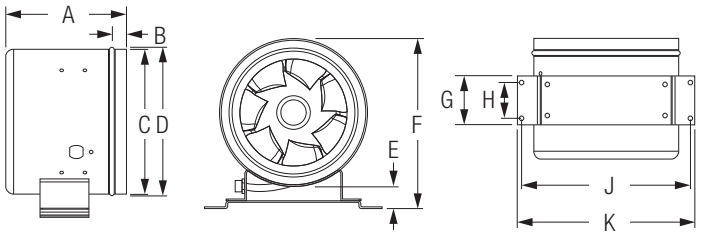

Blue Jet Fans

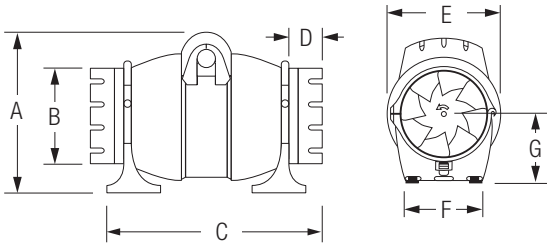

MixFlo Fans

Technical

Model	Blue Jet	Mixflo			
	150mm	200mm	150mm	125mm	100mm
Supply	220-240V AC, 50Hz				
Max. Operating Temp	40°C	60°C	60°C	45°C	45°C
IP Rating	IPX4	IPX4	IPX4	IPX4	IPX4

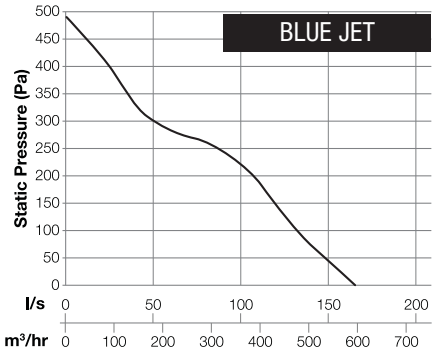

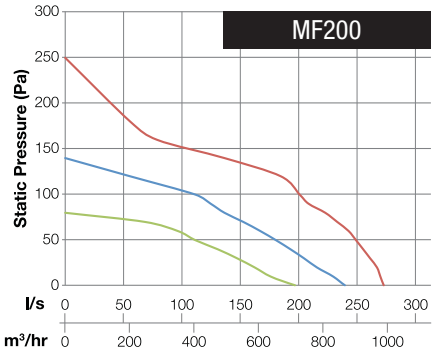

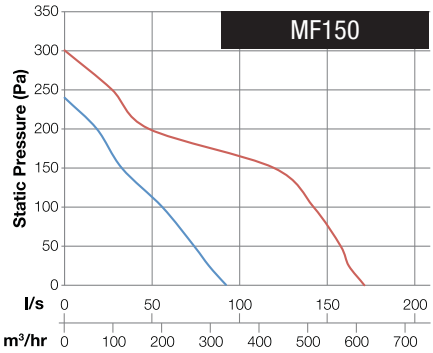

FAN2127 timer model only has 2 speeds, therefore, medium fan speed specifications do not apply.

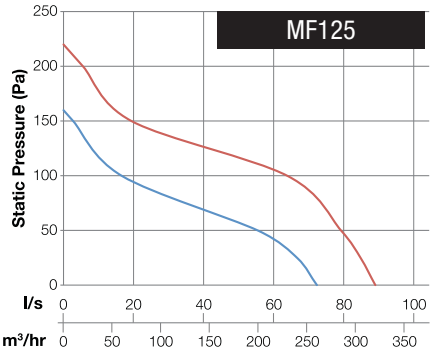

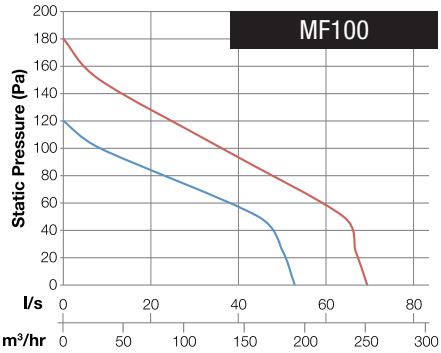

Sound Levels - dB(A)

Model	Duct	125	250	500	1K	2K	4K	8K
MF	200	18	33	43	53	49	41	30
	150	15	39	51	53	53	47	38
	125	10	34	42	49	36	35	24
	100	10	34	42	49	36	35	24

Inline Extraction Fans - Axial

The Hyper150 EC axial fan is the trusted leader in bathroom extraction. Now with an EC motor, and other ongoing improvements, Hyper150 continues to lead the field. 7 year warranty.

Ceiling mounted ID and ECO fans have a range of performance levels for short and efficient duct systems. 2 year warranty.

Classic HYPER150 EC	Duct (mm)	Fan Type	Max. Fan Watts (W)	Max. Fan Pressure (PA)	Free Air Fan Performance		Specific Fan Power (W/l/s)	Sound dB(A)	Switching	Order Code
					(l/s)	(m^3/hr)				
	150	Axial	18	91	105	380	0.17	38	Standard	FAN0085

Classic	Duct (mm)	Fan Type	Max. Fan Watts (W)	Max. Fan Pressure (Pa)	Free Air Fan Performance		Specific Fan Power (W/l/s)	Sound dB(A)	Switching	Model	Order Code
					(l/s)	(m^3/hr)					
	230	Axial	80	50	152	550	0.53	50	Standard	ID230S	FAN0405
	150	Axial	25	60	87	313	0.29	40	Standard	ID150S	FAN0090
									Timer	ID150T	FAN0091
	125	Axial	20	35	42	153	0.48	41	Standard	ID125S	FAN0060
									Timer	ID125T	FAN0061
	100	Axial	20	25	23	85	0.87	41	Standard	ID100S	FAN0012
									Timer	ID100T	FAN0013

Classic ECONOMY	Duct (mm)	Fan Type	Max. Fan Watts (W)	Max. Fan Pressure (Pa)	Free Air Fan Performance		Specific Fan Power (W/l/s)	Sound dB(A)	Switching	Model	Order Code
					(l/s)	(m^3/hr)					
	150	Axial	25	50	64	230	0.39	40	Standard	ECO150S	FAN2078

Note: *Installed system performance is always influenced by duct length and layout*

Switching Options

Standard Remote switch (not supplied).
Timer Remote switch (not supplied). Fan continues operating for preset time after switching off.

Inline Extraction Fans - Axial

Dimensions (mm)

Model	A	B	C	D	E
Hyper150 EC	200	143	170	185	-
ID230	286	286	155	230	125
ID150	187	153	109	150	27
ID125	150	155	99	118	27
ID100	130	155	90	100	27
ECO150	187	153	109	150	27

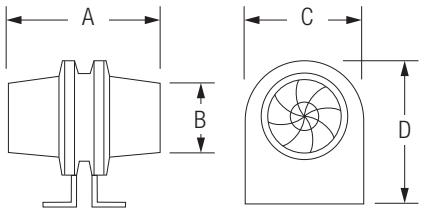

Hyper150 EC Fans

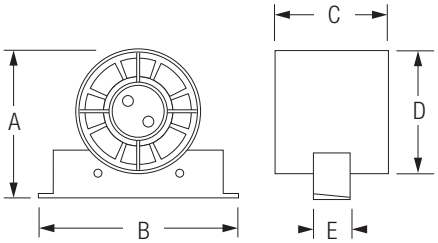

ID & ECO Fans

Technical

Model	Hyper150 EC	ID230	ID150	ID125	ID100	ECO150
Supply	220-240V AC, 50Hz					
Sound Level	-	50 dB(A)	40 dB(A)	41 dB(A)	41 dB(A)	40 dB(A)
Max. Operating Temp	45°C	40°C	40°C	40°C	40°C	50°C
IP Rating	IP44	IP44	IP44	IP44	IP44	IPX4

Inline Extraction Fans - Centrifugal 3 Speed

Suitable for a variety of domestic applications, these inline centrifugal fans provide high performance at your preset choice of speed. Can also be used for supply. 2 year warranty.

Classic 3 Speed	Duct (mm)	Fan Type & Speed	Max. Fan Watts (W)	Max. Fan Pressure (Pa)	Free Air Fan Performance		Specific Fan Power (W/l/s)	Sound dB(A)	Switching	Model	Order Code
					(l/s)	(m^3/hr)					
	200	Centrifugal Speed 1 Speed 2 Speed 3	(tba) (tba) 105	200 275 310	130 161 180	466 580 648	(tba) (tba) 0.58	(tba) (tba) 56	Standard	MAN200-3	FAN0997
	150	Centrifugal Speed 1 Speed 2 Speed 3	41 46 57	225 296 356	86 122 149	310 440 535	0.48 0.38 0.38	30 36 43	Standard	MAN150-3	FAN0921

WhisperVent 3 Speed	Duct (mm)	Fan Type & Speed	Max. Fan Watts (W)	Max. Fan Pressure (Pa)	Free Air Fan Performance		Specific Fan Power (W/l/s)	Sound dB(A)	Switching	Model	Order Code
					(l/s)	(m^3/hr)					
	150	Centrifugal Speed 1 Speed 2 Speed 3	41 46 57	225 296 356	86 122 149	310 440 535	0.48 0.38 0.38	30 36 43	Standard	WVILP150-3	FAN0830

Note: *Installed system performance is always influenced by duct length and layout*

Switching Options

Standard Remote switch (not supplied).

Inline Extraction Fans - Centrifugal 3 Speed

Dimensions (mm)

Model	ØA	ØB	C	D	E	F
MAN200	340	200	280	155	50	75
MAN150	340	150	280	155	50	75
WVILP150	313	168	148	340	218	-

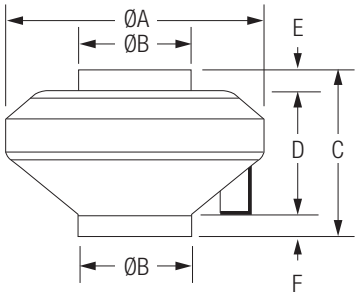

MAN200 / MAN150

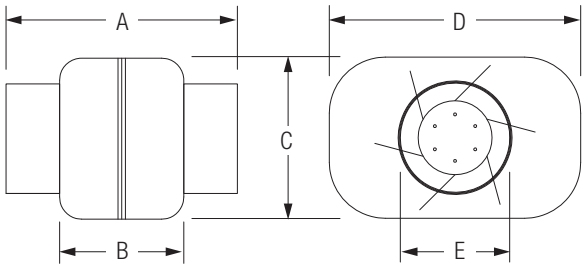

FAN0830

Technical

Model	MAN200	MAN150	WVILP150
Supply	220-240V AC, 50Hz		
Max. Operating Temp	50°C	50°C	40°C
IP Rating	IPX4	IPX4	IPX4

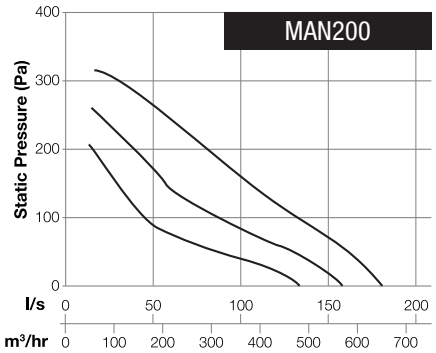

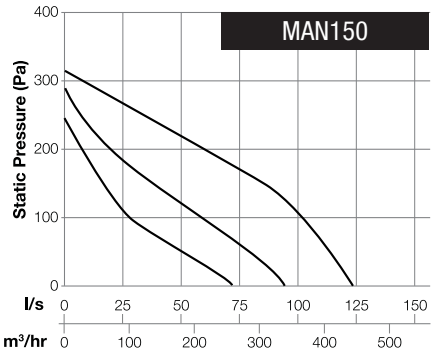

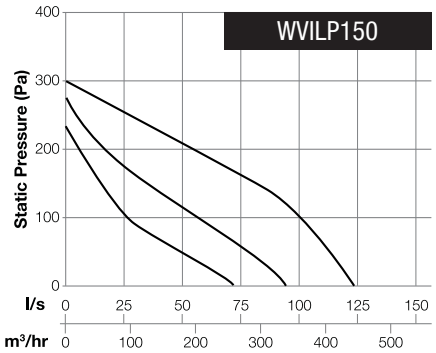

Inline Extraction Fans - Centrifugal

The following high performance centrifugal inline fans are suitable for a variety of domestic applications and can also be used for supply.
2 year warranty.

Classic High Performance	Duct (mm)	Fan Type	Max. Fan Watts (W)	Max. Fan Pressure (Pa)	Free Air Fan Performance		Specific Fan Power (W/l/s)	Sound dB(A)	Switching	Model	Order Code
					(l/s)	(m^3/hr)					
	315	Centrifugal	318	720	472	1700	0.67	52	Standard	MAN315L	FAN0356
			176	590	360	1300	0.49	48	Standard	MAN315	FAN0357
	250	Centrifugal	170	500	280	1010	0.61	47	Standard	MAN250	FAN0358
	200	Centrifugal	105	418	208	750	0.50	56	Standard	MAN200	FAN0467
	150	Centrifugal	57	320	124	445	0.46	50	Standard	MAN150	FAN0330
	100	Centrifugal	32	153	49	176	0.65	38	Standard	MAN100	FAN0361

WhisperVent	Duct (mm)	Fan Type	Max. Fan Watts (W)	Max. Fan Pressure (Pa)	Free Air Fan Performance		Specific Fan Power (W/l/s)	Sound dB(A)	Switching	Model	Order Code
					(l/s)	(m^3/hr)					
	150	Centrifugal	80	305	124	445	0.65	43	Standard	WVILP150-1	FAN0829

Classic	Duct (mm)	Fan Type	Max. Fan Watts (W)	Max. Fan Pressure (Pa)	Free Air Fan Performance		Specific Fan Power (W/l/s)	Sound dB(A)	Switching	Model	Order Code
					(l/s)	(m^3/hr)					
	100	Centrifugal	20	120	31	110	0.65	45	Standard	CFD200S	FAN0326
									Timer	CFD200T	FAN0327

Note: *Installed system performance is always influenced by duct length and layout*

Switching Options

Standard Remote switch (not supplied).
Timer Remote switch (not supplied). Fan continues operating for preset time after switching off. 1-20 minute adjustable.

Inline Extraction Fans - Centrifugal

Dimensions (mm)

Model	ØA	ØB	C	D	E	F
MAN315	405	315	275	215	30	30
MAN250	341	249	230	170	30	30
MAN150	340	150	280	155	50	75
MAN100	250	100	136	84	50	70
WVILP150	313	168	148	340	218	-
CFD200	100	155	100	195	258	-

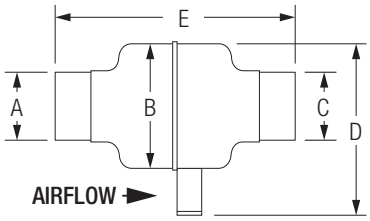

CFD

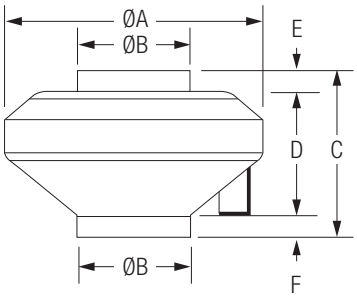

MAN

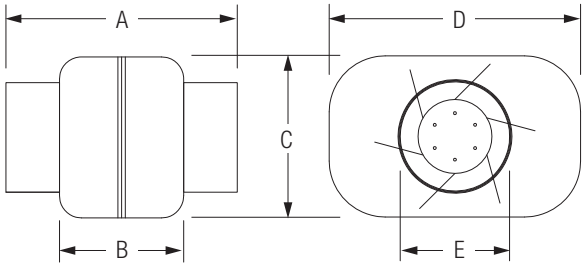

WVILP150-1

Technical

Model	MAN315L	MAN315	MAN250	MAN200	MAN150	MAN100	WVILP	CFD
Supply	220-240V AC, 50Hz							
Max. Operating Temp	40°C	60°C	50°C	60°C	50°C	60°C	40°C	40°C
IP Rating	IPX4	IPX4	IPX4	IPX4	IPX4	IPX4	IPX4	IP44

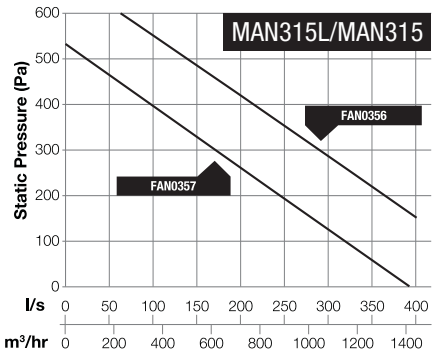

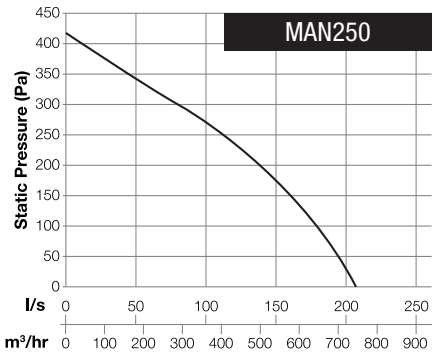

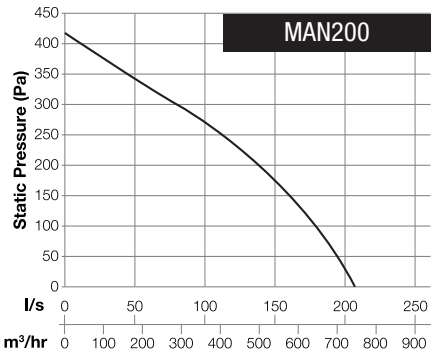

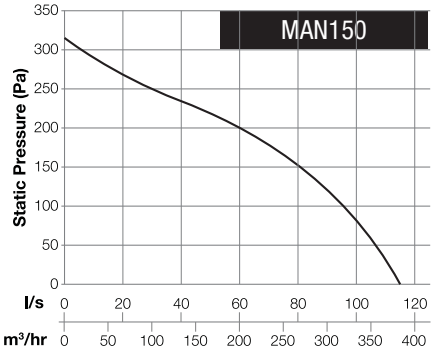

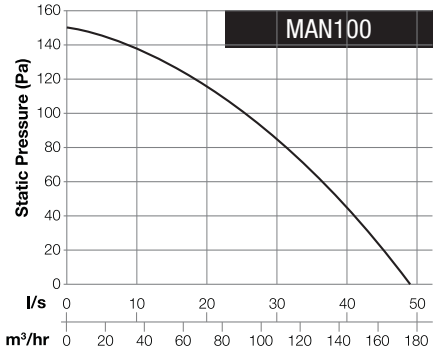

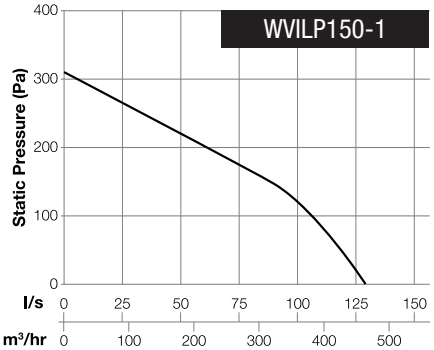

Inline Extraction Fan Kits - Hyper150 EC Fan & Contour Fascias

These kits are designed so that the interior grille can be mounted directly above your steam source (e.g. shower or bath). The adapter unit has a comprehensive range of stylish, interchangeable fascia to choose from.

A 150mm duct connecting ceiling plenum, with 90° ovalised moulded plastic elbow outlet and back-flow preventer for unimpeded airflow, is also available as a separate alternative option to the adapter unit. 5 year warranty.

Designer Standard Profile	Duct (mm)	Fan Type	Max. Fan Watts (W)	Max. Fan Pressure (Pa)	Free Air Fan Performance		Specific Fan Power (W/l/s)	Fascia	Exterior Grille	Switching	Order Code
					(l/s)	(m^3/hr)					
	150	Axial	18	91	105	380	0.17	Range Selection	White Fixed Louvre	Standard	FAN7044

Note: *Installed system performance is always influenced by duct length and layout*

Switching Options

Standard Remote switch (not supplied).

Fascia Selections

Adapter Plate	Round				Square			
	White	Black	LED White	LED Black	White	Black	LED White	LED Black
	DCT4502	DCT4503	DCT4506	DCT4507	DCT4504	DCT4505	DCT4508	DCT4509

Ceiling Plenum *(order separately)*	Round				Square			
	White	Black	LED White	LED Black	White	Black	LED White	LED Black
DCT4501	DCT4502	DCT4503	DCT4506	DCT4507	DCT4504	DCT4505	DCT4508	DCT4509

- Fascias are a stylish super low profile slim line design available in white or black
- 10W LED light panel fascia options include driver with quick connection 12V plug and pre-fitted 240V AC supply lead and plug
- Fascias are easy to install, remove and clean

Inline Extraction Fan Kits - Hyper150 EC Fan & Contour Fascias

Dimensions (mm)

Model	A	B	C	D
FAN7044	200	143	170	185
Adapter Plate	75	265	-	-
Ceiling Plenum	196-167 (adjustable)	265	190	103
Round Fascia	272	-	-	-
Square Fascia	272	272	-	-

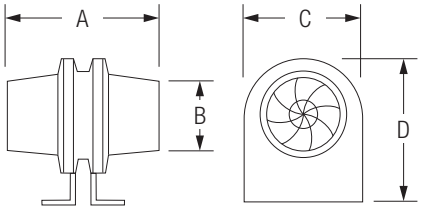

FAN7044

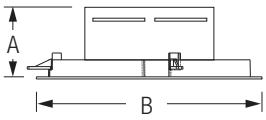

Adapter Plate

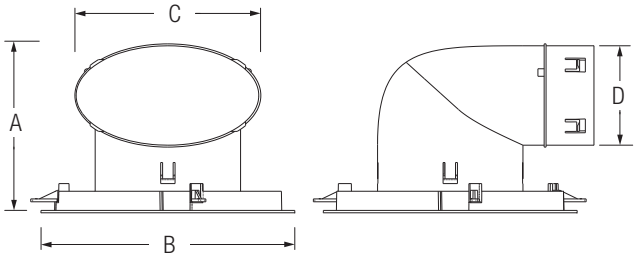

Ceiling Plenum

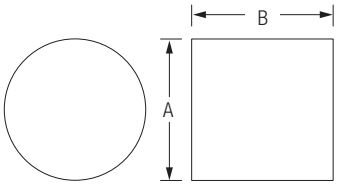

Fascias

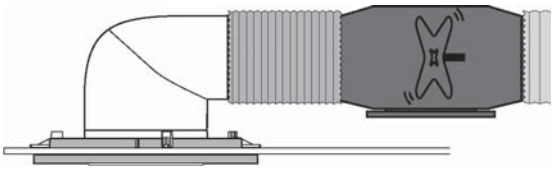

Ceiling Plenum Installation

Model	Fan	LED Fascia
Supply	220-240V AC, 50Hz	
Sound Level	38 dB(A)	-
Max. Operating Temp	45°C	-
Wattage	18W	10W
Light	-	850 lm
LED Colour	-	42000K
IP Rating	IP44	IP44

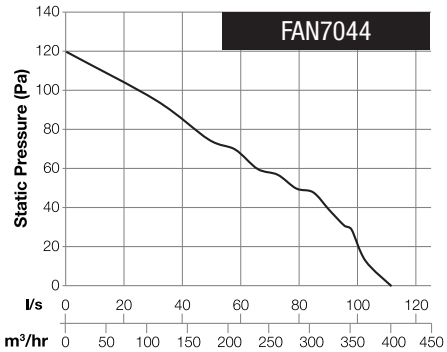

Inline Extraction Fan Kits without Lights

These kits are designed so that the interior grille can be mounted directly above your steam source (e.g. shower or bath). Kits with the low profile fascia are supplied with a choice of stylish grilles. Mixed flow fans provide users with a two fan speed option. 5 year warranty.

Pro-Series Low Profile	Duct (mm)	Fan Type	Max. Fan Watts (W)	Max. Fan Pressure (PA)	Free Air Fan Performance (l/s)	Free Air Fan Performance (m^3/hr)	Specific Fan Power (W/l/s)	Interior Grille	Exterior Grille	Switching	Model	Order Code
	150	Mixed Flow	70 60	300 240	166 92	597 330	0.42 0.65	Round White	Round White	Standard	MFLP150S	FAN2051
	125	Mixed Flow	40 26	220 160	89 72	320 260	0.45 0.36	Round White	Round White	Standard	MFLP125S	FAN2050
	100	Mixed Flow	40 26	180 120	69 53	250 190	0.58 0.34	Round White	Round White	Standard	MFLP100S	FAN2049
	150	Axial	18	91	105	380	0.17	Round White and Square White	Weatherproof Cowl White and Fixed Louvre White	Standard	SFLP150S	FAN0618
										Timer	SFLP150T	FAN0619
	125	Mixed Flow	40 26	220 160	89 72	320 260	0.45 0.36	Round White and Square White	Weatherproof Cowl White and Fixed Louvre White	Standard	SFLP125S	FAN0616
										Timer	SFLP125T	FAN0617

Classic Standard Profile	Duct (mm)	Fan Type	Max. Fan Watts (W)	Max. Fan Pressure (Pa)	Free Air Fan Performance (l/s)	Free Air Fan Performance (m^3/hr)	Specific Fan Power (W/l/s)	Interior Grille	Exterior Grille	Switching	Model	Order Code
	150	Axial	18	91	105	380	0.17	Round White	Fixed Louvre White	Standard	SF150S	FAN0101
										Timer	SF150T	FAN0102
	125	Axial	20	35	42	153	0.48	Round White	Fixed Louvre White	Standard	SF125S	FAN0064
										Timer	SF125T	FAN0065
	100	Centrifugal	20	120	31	110	0.65	Round White	Fixed Louvre White	Standard	SF200S	FAN0328
										Timer	SF200T	FAN0329
		Axial	24	24	23	85	1.04	Round White	Fixed Louvre White	Standard	SF100S	FAN0017
										Timer	SF100T	FAN0018

Note: *Installed system performance is always influenced by duct length and layout*

Switching Options

Standard Remote switch (not supplied).
Timer Remote switch (not supplied). Fan continues operating for preset time after switching off.

Inline Extraction Fan Kits without Lights

Dimensions (mm)

Model	Grille Cut-Out	A	B	C	D	E	F	G
MFLP150	160	209	147	360	55	195	115	130
MFLP125	140	182	122	350	60	168	100	100
MFLP100	115	182	98	315	27	168	100	100
SFLP150	160	200	143	170	185	-	-	-
SFLP125	140	182	122	350	60	168	100	100
SF150	160	200	143	170	185	-	-	-
SF125	140	155	150	99	118	27	-	-
SF200	115	100	155	100	195	258	-	-
SF100	115	155	130	90	100	27	-	-

Note: *Grille cut-out size is a nominal diameter for a circular cut-out.*

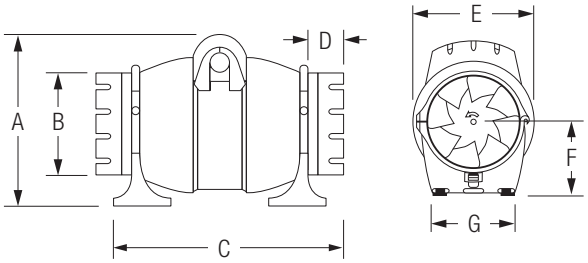

MFLP / SFLP125

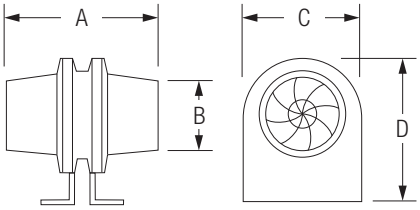

SFLP150
SF150

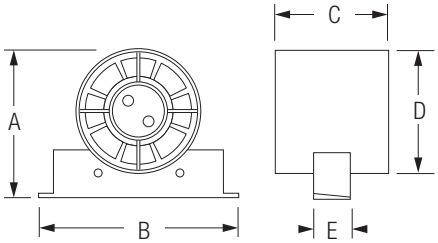

SF125 / SF100

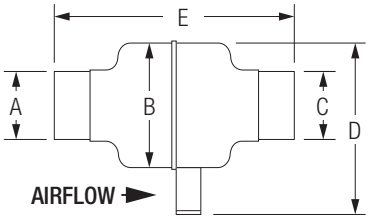

SF200

Technical

Model	MFLP150	MFLP125	MFLP100	SFLP150	SFLP125	SF150	SF125	SF200	SF100
Supply	220-240V AC, 50Hz								
Sound Level	47 dB(A)	43 dB(A)	40 dB(A)	38 dB(A)	43 dB(A)	38 dB(A)	41 dB(A)	45 dB(A)	41 dB(A)
Max. Operating Temp	60°C	45°C	45°C	45°C	45°C	45°C	50°C	50°C	50°C
IP Rating	IPX4	IPX4	IPX4	IP44	IPX4	IP44	IPX4	IPX4	IPX4
Duct	6m Unilok Nude			5m Flexible PVC	4m Flexible PVC	5m Flexible PVC	4m Flexible PVC	3m Flexible PVC	

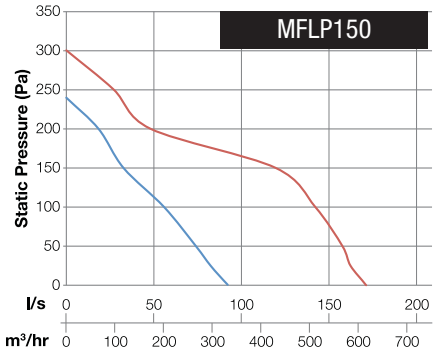

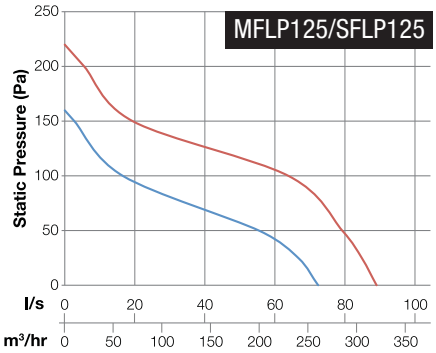

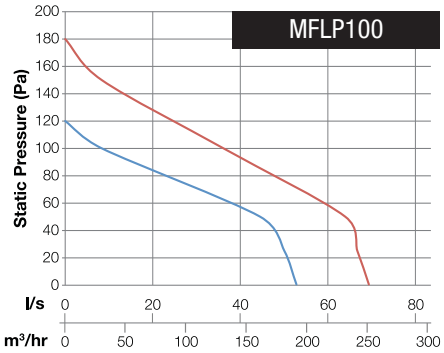

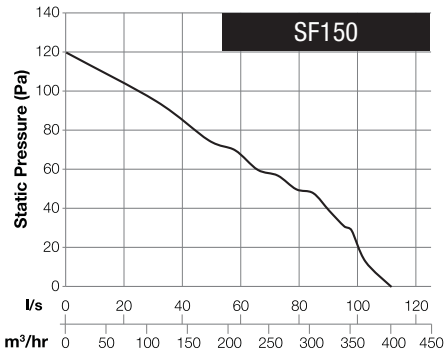

Inline Extraction Fan Kits with LED

These high efficiency inline fans are designed to provide higher levels of extraction for larger bathrooms and the LED adds light directly above your steam source (e.g. shower or bath). Mixed flow fans provide users with a two fan speed option. 5 year warranty.

Pro-Series Low Profile	Duct (mm)	Fan Type	Max. Fan Watts (W)	Max. Fan Pressure (PA)	Free Air Fan Performance (l/s)	Free Air Fan Performance (m^3/hr)	Specific Fan Power (W/l/s)	Interior Grille	Exterior Grille	Switching	Model	Order Code
	150	Axial	18	91	105	380	0.17	Round White	Round White	Timer	ELLP150RWT	FAN5377
								Round Silver	Round White	Standard	ELLP150RSS	FAN5376
								Square White	Round White	Standard	ELLP150SWS	FAN5899
										Timer	ELLP150SWT	FAN5900
	125	Mixed Flow	40	220	89	320	0.45	Round White	Round White	Standard	ELLP125RWS	FAN5379
										Timer	ELLP125RWT	FAN5381
			26	160	72	260	0.36	Round Silver	Round White	Standard	ELLP125RSS	FAN5380
										Timer	ELLP125RST	FAN5382

Classic Standard Profile	Duct (mm)	Fan Type	Max. Fan Watts (W)	Max. Fan Pressure (Pa)	Free Air Fan Performance (l/s)	Free Air Fan Performance (m^3/hr)	Specific Fan Power (W/l/s)	Interior Grille	Exterior Grille	Switching	Model	Order Code
	150	Axial	18	91	105	380	0.17	Round White	Eggcrate White	Standard	EL150S	FAN5369
										Timer	EL150T	FAN5370
	125	Axial	20	35	36	130	0.56	Round White	Eggcrate White	Standard	EL125S	FAN5371
										Timer	EL125T	FAN5372
	100	Axial	20	120	31	110	0.65	Round White	Eggcrate White	Standard	EL100S	FAN5373
										Timer	EL100T	FAN5374

Note: *Installed system performance is always influenced by duct length and layout*

Switching Options

Standard Remote switch (not supplied).

Timer Remote switch (not supplied). Fan continues operating for preset time after switching off. 150mm models include fixed 7 minute timer. 125mm and 100mm model timers are 1-20 minute adjustable and require permanent and switched phase.

Accessories

Diffuser with LED (12V 3W) and Driver	Model	White	Black	Satin Silver	Chrome	White Square
	ELLP150	DCT3211	-	DCT3212	-	DCT3640
	ELLP125	DCT3213	-	DCT3214	-	-
	EL150	DCT3209	DCT4255	-	DCT3208	-
	EL125	DCT3207	-	-	DCT3206	-
	EL100	DCT3205	-	-	DCT3204	-

Inline Extraction Fan Kits with LED

Dimensions (mm)

Model	Diffuser Cut-Out	A	B	C	D	E	F	G	H
ELLP150	165	200	143	170	185	-	200	80	148
ELLP125	140	182	122	350	60	168	100	100	-
EL150	165	200	143	170	185	200	200	74	148
EL125	145	125	155	125	195	155	170	74	118
EL100	115	130	155	90	100	27	140	74	98

Note: *Diffuser cut-out size is a nominal diameter for a circular cut-out.*

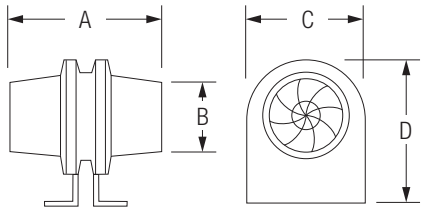

ELLP150 / EL150

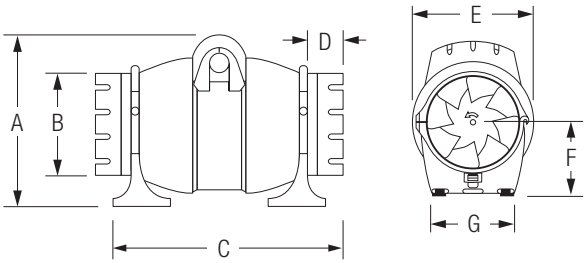

ELLP125

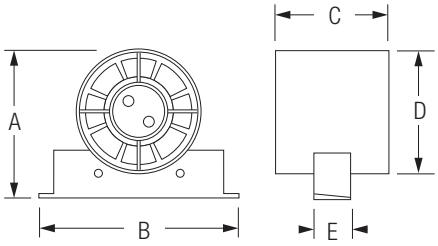

EL125

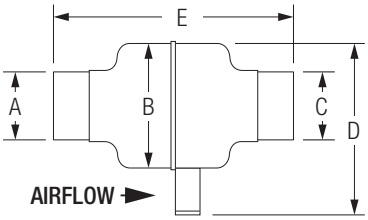

EL100

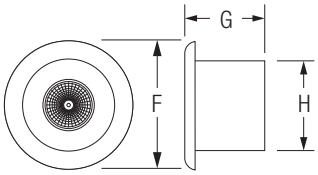

Diffuser

Technical

Model	ELLP150	ELLP125	EL150	EL125	EL100
Supply	220-240V AC, 50Hz				
LED	12V 3W				
Total Wattage	21W	43W	21W	23W	23W
Sound Level	38 dB(A)	43 dB(A)	38 dB(A)	41 dB(A)	45 dB(A)
Max. Operating Temp	45°C	45°C	45°C	40°C	40°C
IP Rating	IP44	IPX4	IP44	IPX4	IPX4
Duct	6m Black Unilok		5m Flexible PVC	4m Flexible PVC	3m Flexible PVC

Inline Extraction Fan Kits with Halogen Lamp

These high efficiency inline fans are designed to provide higher levels of extraction for larger bathrooms and the halogen lamp adds light directly above your steam source (e.g. shower or bath). Mixed flow fans provide users with a two fan speed option. 5 year warranty.

Pro-Series Low Profile	Duct (mm)	Fan Type	Max. Fan Watts (W)	Max. Fan Pressure (PA)	Free Air Fan Performance		Specific Fan Power (W/l/s)	Interior Grille	Exterior Grille	Switching	Model	Order Code
					(l/s)	(m^3/hr)						
	150	Axial	18	91	105	380	0.17	Round White	Round White	Standard	ELLP150RWS	FAN2033
										Timer	ELLP150RWT	FAN2035
								Round Silver	Round White	Standard	ELLP150RSS	FAN2034
										Timer	ELLP150RST	FAN2036
	125	Mixed Flow	40	220	89	320	0.45	Round White	Round White	Standard	ELLP125RWS	FAN2029
										Timer	ELLP125RWT	FAN2031
			26	160	72	260	0.36	Round Silver	Round White	Standard	ELLP125RSS	FAN2030
										Timer	ELLP125RST	FAN2032

Classic Standard Profile	Duct (mm)	Fan Type	Max. Fan Watts (W)	Max. Fan Pressure (Pa)	Free Air Fan Performance		Specific Fan Power (W/l/s)	Interior Grille	Exterior Grille	Switching	Model	Order Code
					(l/s)	(m^3/hr)						
	150	Axial	18	91	105	380	0.17	Round White	Eggcrate White	Standard	EL150S	FAN0803
										Timer	EL150T	FAN0804
	125	Axial	20	35	36	130	0.56	Round White	Eggcrate White	Standard	EL125S	FAN2037
										Timer	EL125T	FAN2038
	100	Axial	20	120	31	110	0.65	Round White	Eggcrate White	Standard	EL100S	FAN0420
										Timer	EL100T	FAN0438

Note: *Installed system performance is always influenced by duct length and layout*

Switching Options

Standard Remote switch (not supplied).

Timer Remote switch (not supplied). Fan continues operating for preset time after switching off. 150mm models include fixed 7 minute timer. 125mm and 100mm model timers are 1-20 minute adjustable and require permanent and switched phase.

Accessories

Diffuser with Halogen Lamp (12V 50W)	Model	White	Satin Silver	Chrome
	ELLP150	DCT1521	DCT1522	-
	ELLP125	DCT1519	DCT1520	-
	EL150	DCT1169	-	DCT1171
	EL125	DCT2121	-	DCT2120
	EL100	DCT0360	-	DCT0362

Inline Extraction Fan Kits with Halogen Lamp

Dimensions (mm)

Model	Diffuser Cut-Out	A	B	C	D	E	F	G	H
ELLP150	165	200	143	170	185	-	200	80	148
ELLP125	140	182	122	350	60	168	100	100	-
EL150	165	200	143	170	185	200	200	74	148
EL125	145	125	155	125	195	155	170	74	118
EL100	115	130	155	90	100	27	140	74	98

Note: *Diffuser cut-out size is a nominal diameter for a circular cut-out.*

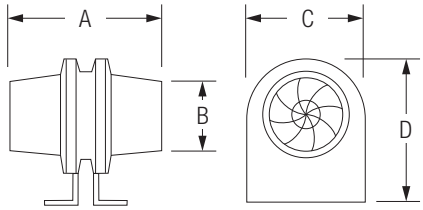

ELLP150 / EL150

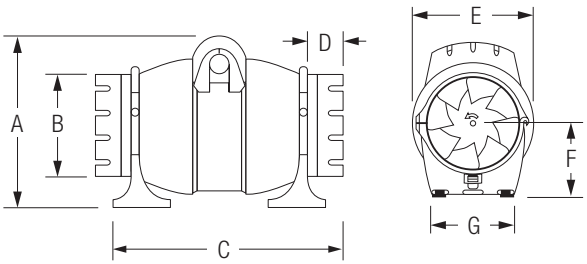

ELLP125

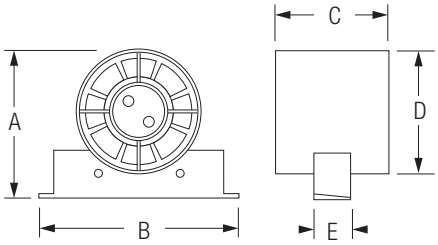

EL125

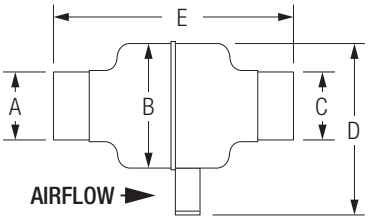

EL100

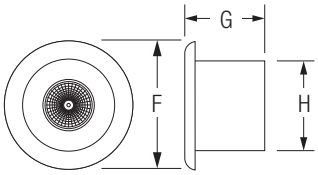

Diffuser

Technical

Model	ELLP150	ELLP125	EL150	EL125	EL100
Supply	220-240V AC, 50Hz				
Halogen Lamp	12V 50W				
Total Wattage	68W	90W	68W	70W	70W
Sound Level	38 dB(A)	43 dB(A)	38 dB(A)	41 dB(A)	45 dB(A)
Max. Operating Temp	45°C	45°C	45°C	40°C	40°C
IP Rating	IP44	IPX4	IP44	IPX4	IPX4
Duct	6m Black Unilok		5m Flexible PVC	4m Flexible PVC	3m Flexible PVC

Wall/Ceiling Fans - Quiet

These fans are designed for easy installation, low running noise and efficient operation. 5 year warranty.

Designer Standard Profile	Duct (mm)	Fan Type	Max. Fan Watts (W)	Max. Fan Pressure (Pa)	Free Air Fan Performance		Specific Fan Power (W/l/s)	Sound dB(A)	Switching	Order Code
					(l/s)	(m^3/hr)				
	150	Axial	22	138	114	410	0.19	41	Standard	FAN7183
									Timer	FAN7184
	125	Axial	15	68	54	194	0.28	38	Standard	FAN7180
									Timer	FAN7181

Note: *Installed system performance is always influenced by duct length and layout*

Switching Options

Standard Remote switch (not supplied).
Timer Remote switch (not supplied). Fan continues operating for preset time after switching off. Timers are 2-30 minute adjustable and require permanent and switched phase.

Dimensions (mm)

Model	A	B	C	ØD
FAN7183 FAN7184	227	30.5	111	146
FAN7180 FAN7181	185	29	100	120

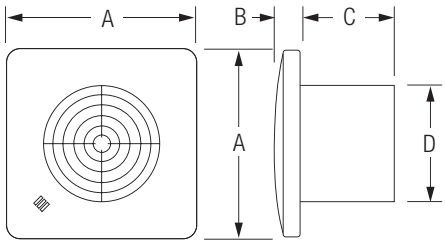

Technical

Supply	220-240V AC, 50Hz
Max. Operating Temp	40°C
IP Rating	IP45

Wall/Ceiling Fans - Eco

Eco fans deliver up to 67% energy savings and fan life is extended is due to high quality ball bearing motors.

With a slim 19mm profile, these axial fans blend in with the wall or ceiling surface to provide an unobtrusive installation and can be connected to an appropriate duct run to exhaust outside.

Models include 2 speeds selectable at installation to customise the fan to each application and come complete with a blue LED to indicate operation.

Classic ECO	Duct (mm)	Max. Fan Watts (W)	Max. Fan Pressure (Pa)	Free Air Fan Performance		Specific Fan Power (W/l/s)	Sound dB(A)	Switching	Model	Order Code
				(l/s)	(m^3/hr)					
	150	5	20	46	165	0.11	35	Standard	LCS150B	FAN2213
		8.2	32	67	241	0.12	43			
	150	5	20	46	165	0.11	35	Timer	LCS150T	FAN2214
		8.2	32	67	241	0.12	43			

** 1 of 2 speeds selectable at installation*

- 19mm stylish low profile grille
- Downstream airflow guide vanes for improved pressure development
- 1 of 2 speeds selectable at installation
- High quality ball bearing motors
- Modern aesthetics, includes blue LED “on light”

Switching Options

Standard Remote switch (not supplied).
Timer Remote switch (not supplied). Fan continues operating for preset time (1-20 minute adjustable) after switching off. Permanent phase, switched phase and neutral required.

Fan Wattage Comparison

Duct	Fan	Model	Watts
150mm	Manrose Pro-Series Wall/Ceiling Fan	XFLP150	25.0
	Eco Wall/Ceiling Fan	LCS150	8.2
	Energy Saving		16.8

Technical

Supply	220-240V AC, 50Hz
IP Rating	IPX4
Warranty	5 years

Wall/Ceiling Fans - SELV and Auto Shutter

These axial fans are designed for easy installation and efficient operation. SELV (safety extra low voltage) models are designed for use in wet area zones 1, 2 and 3 and incorporate a 12V AC motor and a 12V AC isolating transformer. Auto shutter models have automated backflow prevention vanes. 5 year warranty.

SELV (Safety Extra Low Voltage)

Pro-Series Low Profile	Duct (mm)	Fan Type	Max. Fan Watts (W)	Max. Fan Pressure (Pa)	Free Air Fan Performance (l/s)	Free Air Fan Performance (m^3/hr)	Specific Fan Power (W/l/s)	Sound dB(A)	Fascia	Switching	Model	Order Code
	150	Axial	20	60	101	364	0.19	40	Square	Standard	XFLP150SLV	FAN5892
									Round	Standard	XFLP150CLV	FAN5891
	125	Axial	20	35	36	130	0.56	41	Square	Standard	XFLP125SLV	FAN5886
									Round	Standard	XFLP125CLV	FAN5885

Classic Standard Profile	Duct (mm)	Fan Type	Max. Fan Watts (W)	Max. Fan Pressure (Pa)	Free Air Fan Performance (l/s)	Free Air Fan Performance (m^3/hr)	Specific Fan Power (W/l/s)	Sound dB(A)	Fascia	Switching	Model	Order Code
	150	Axial	20	60	101	364	0.19	40	Square	Standard	XF150LV	FAN5896
	125	Axial	20	35	36	130	0.56	41	Square	Standard	XF125LV	FAN5890
	100	Axial	20	20	23	85	0.87	41	Square	Standard	XF100LV	FAN5883

Auto Shutter

Classic Standard Profile	Duct (mm)	Fan Type	Max. Fan Watts (W)	Max. Fan Pressure (Pa)	Free Air Fan Performance (l/s)	Free Air Fan Performance (m^3/hr)	Specific Fan Power (W/l/s)	Sound dB(A)	Fascia	Switching	Model	Order Code
	300	Axial	82	60	306	1100	0.27	60	Square	Standard	XFS300A	FAN2041
	230	Axial	45	50	152	550	0.30	50	Square	Standard	XFS230A	FAN0346
	150	Axial	25	60	87	313	0.29	40	Square	Standard	XF150A	FAN0121
										Pull Cord	XF150AP	FAN0122
										Timer	XF150AT	FAN0123

Note: *Installed system performance is always influenced by duct length and layout*

Switching Options

Standard Remote switch (not supplied).
Timer Remote switch (not supplied). Fan continues operating for preset time after switching off. 150mm models include fixed 7 minute timer. 125mm and 100mm model timers are 1-20 minute adjustable and require permanent and switched phase.
Pull Cord Integral part of fan.

Accessories

Fascia	Model	Duct	Round			Square		
			White	Satin Silver	Chrome	White	Satin Silver	Chrome
	XFLP	150mm	FAN0750	FAN2070	FAN0613	FAN0749	FAN2071	FAN0598
		125mm	FAN0748	FAN2069	FAN0757	FAN0747	FAN2068	FAN0755

Wall/Ceiling Fans - SELV and Auto Shutter

Dimensions (mm)

Model	Cut-Out Size	A	B	C	D	E
XFLP150S	173	191	10	122	150	-
XFLP150C	173	198	10	122	150	-
XFLP125S	140	161	10	122	118	-
XFLP125C	140	165	10	122	118	-
XFS300	310	362	156	81	75	300
XFS230	265	286	141	75	66	230
XF150	160	200	27	74	148	-
XF125	140	168	27	74	118	-
XF100	112	155	27	74	98	-
XF150A **XF150AP**	160	200	55	90	148	-

Please note: Fan cut-out size is a nominal diameter.

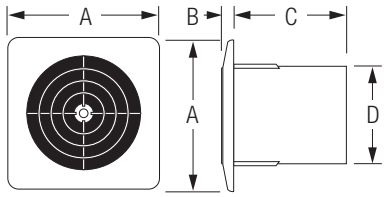

XFLP

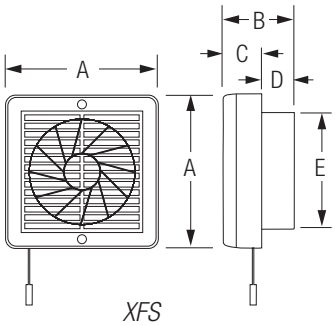

XFS

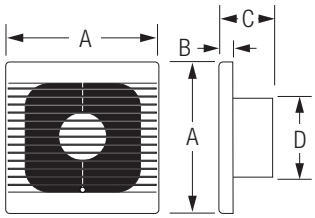

XF

Technical

Supply	**SELV**	12V DC
	Auto Shutter	220-240V AC, 50Hz
Max. Operating Temp		50°C
IP Rating		IPX4

Wall/Ceiling Fans - Standard

These fans are designed for easy installation and efficient operation. 5 year warranty.

Pro-Series Low Profile	Duct (mm)	Fan Type	Max. Fan Watts (W)	Max. Fan Pressure (Pa)	Free Air Fan Performance (l/s)	Free Air Fan Performance (m^3/hr)	Specific Fan Power (W/l/s)	Sound dB(A)	Fascia	Switching	Model	Order Code
	150	Axial	20	60	101	364	0.19	40	Square	Standard	XFLP150SS	FAN0594
									Round	Standard	XFLP150CS	FAN0609
									Square	Timer	XFLP150ST	FAN0595
									Round	Timer	XFLP150CT	FAN0610
	125	Axial	20	35	36	130	0.56	41	Square	Standard	XFLP125SS	FAN0589
									Round	Standard	XFLP125CS	FAN0604
									Square	Timer	XFLP125ST	FAN0590
									Round	Timer	XFLP125CT	FAN0605

Classic Standard Profile	Duct (mm)	Fan Type	Max. Fan Watts (W)	Max. Fan Pressure (Pa)	Free Air Fan Performance (l/s)	Free Air Fan Performance (m^3/hr)	Specific Fan Power (W/l/s)	Sound dB(A)	Fascia	Switching	Model	Order Code
	300	Axial	82	60	306	1100	0.27	60	Square	Standard	XFS300S	FAN2040
	230	Axial	45	50	152	550	0.30	50	Square	Standard	XFS230S	FAN0374
	150	Axial	25	60	101	364	0.19	40	Square	Standard	XF150S	FAN0120
										Pull Cord	XF150P	FAN0126
										Timer	XF150T	FAN0127
										PIR	XF150PIR	FAN0124
	125	Axial	20	35	36	130	0.56	41	Square	Standard	XF125S	FAN0072
										Pull Cord	XF125P	FAN0074
										Timer	XF125T	FAN0075
	100	Axial	20	20	23	85	0.87	41	Square	Standard	XF100S	FAN0046
										Pull Cord	XF100P	FAN0047
										Timer	XF100T	FAN0048

Note: *Installed system performance is always influenced by duct length and layout*

Switching Options

Standard Remote switch (not supplied).
Timer Remote switch (not supplied). Fan continues operating for preset time after switching off. 150mm models include fixed 7 minute timer. 125mm and 100mm model timers are 1-20 minute adjustable and require permanent and switched phase.
Pull Cord Integral part of fan.

Accessories

Fascia	Model	Duct	Round			Square		
			White	Satin Silver	Chrome	White	Satin Silver	Chrome
	XFLP	150mm	FAN0750	FAN2070	FAN0613	FAN0749	FAN2071	FAN0598
		125mm	FAN0748	FAN2069	FAN0757	FAN0747	FAN2068	FAN0755

Wall/Ceiling Fans - Standard

Dimensions (mm)

Model	Cut-Out Size	A	B	C	D	E
XFLP150S	173	191	10	122	150	-
XLFP150C	173	198	10	122	150	-
XLFP125S	140	161	10	122	118	-
XLFP125C	140	165	10	122	118	-
XFS300	310	362	156	81	75	300
XFS230	265	286	141	75	66	230
XF150	160	200	27	74	148	-
XF150PIR	160	200	55	90	200	-
XF125	140	168	27	74	118	-
XF100	112	155	27	74	98	-

Please note: Fan cut-out size is a nominal diameter.

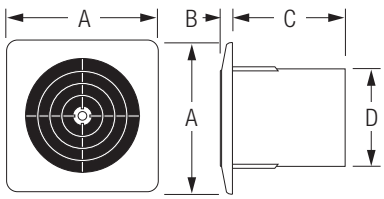

XFLP

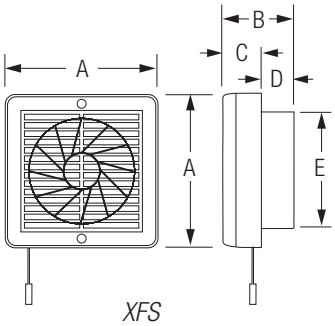

XFS

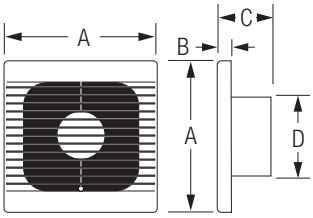

XF

Technical

Supply	220-240V AC, 50Hz
Max. Operating Temp	50°C
IP Rating	IPX4

Wall/Ceiling Fans - 3 Speed

This system is designed for apartments where space is at a premium with optional wall or ceiling mounting available. Three speed settings dependent on performance required. 2 year warranty.

Flush Mount

Classic Standard Profile	Duct (mm)	Fan Type & Speed	Max. Fan Watts (W)	Max. Fan Pressure (Pa)	Free Air Fan Performance (l/s)	Free Air Fan Performance (m^3/hr)	Specific Fan Power (W/l/s)	Sound dB(A)	Switching	Model	Order Code
	100	Centrifugal Speed 1	40	140	28	100	1.43	37	Timer	FFCF234T	FAN0499
		Speed 2	80	165	45	162	1.78	51	PIR	FFCF234PIR	FAN0501
		Speed 3	110	180	65	234	1.69	56			

Note: *Installed system performance is always influenced by duct length and layout*

Switching Options

Timer Remote switch (not supplied). Fan continues operating for preset time after switching off. 100mm model timers are 1-20 minute adjustable and require permanent and switched phase.

PIR Motion sensor incorporated in fan. 5 metre range.

Wall/Ceiling Fans - 3 Speed

Dimensions (mm)

Model	A	B	C	D	E	F	G	H
FFCF	96	91	141	250	15	155	210	-

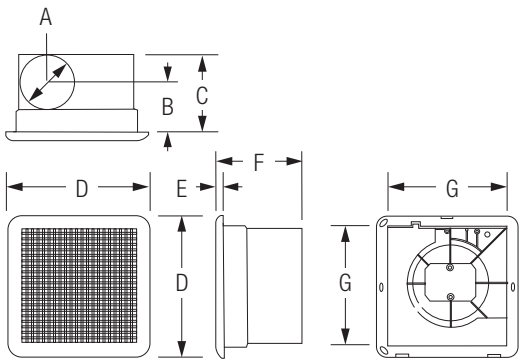

Flush Fitting

Technical

Model	Speed 1	Speed 2	Speed 3
Supply	220-240V AC, 50Hz		
Sound Level	37 dB(A)	51 dB(A)	56 dB(A)
Max. Operating Temp	50°C	50°C	50°C
IP Rating	IPX4	IPX4	IPX4

NOTE: 1, 2, 3 refer to speed settings controlled by internal switch (not consumer adjustable).

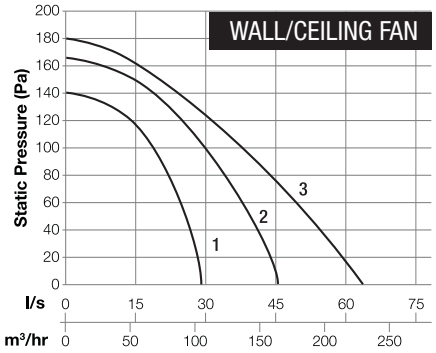

Through Wall Fan Kits - Quiet

These efficient fan kits are easy to install and are designed to be ducted straight through an exterior wall. All kits include a weatherproof cowl. 5 year warranty.

Designer Standard Profile	Duct (mm)	Fan Type	Max. Fan Watts (W)	Max. Fan Pressure (Pa)	Free Air Fan Performance		Specific Fan Power (W/l/s)	Sound dB(A)	Switching	Order Code
					(l/s)	(m^3/hr)				
	150	Axial	22	138	114	410	0.19	41	Standard	FAN7190
									Timer	FAN7191
	125	Axial	15	68	54	194	0.28	38	Standard	FAN7187
									Timer	FAN7188

Note: *Installed system performance is always influenced by duct length and layout*

Switching Options

Standard Remote switch (not supplied).

Timer Remote switch (not supplied). Fan continues operating for preset time after switching off. Timers are 2-30 minute adjustable and require permanent and switched phase.

Through Wall Fan Kits - Quiet

Dimensions (mm)

Model	Cut-Out Size	A	B	C	D	E	F	G	H
FAN7190 FAN7191	173	174	30	150	375	146	111	30.5	227
FAN7187 FAN7188	140	160	30	125	375	120	100	29	185

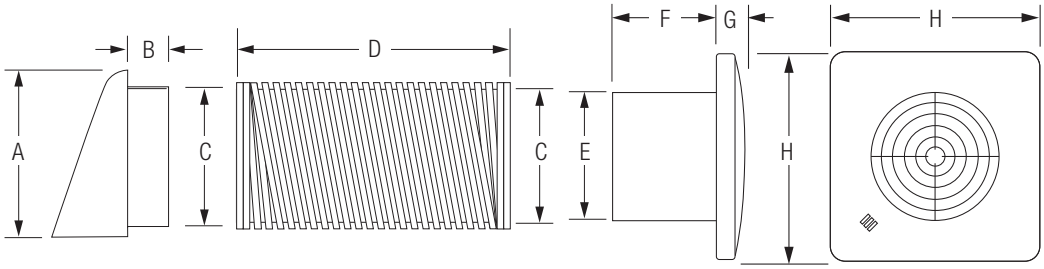

Technical

Supply	220-240V AC, 50Hz
Max. Operating Temp	40°C
IP Rating	IP54
Exterior Grille	Weatherproof Cowl
Duct	Aluminium Semi-Rigid
Duct Length	375mm

Through Wall Fan Kits - Intelligent

The Manrose Genius is the new generation of unitary fans. Following installation home owners automatically have a ventilation system offering a wide range of standard default operating settings which can be easily customised via an intuitive App. Includes energy efficient DC motor.
5 year warranty.

The Manrose IntelliVent Humidity and IntelliVent Temperature fans are sensor operated complete with adjustable speed control and LED function indication. An easy to access control panel provides for simple and exact adjustment of settings. Includes energy efficient DC motor.
5 year warranty.

Designer GENIUS	Duct (mm)	Fan Type	Max. Fan Watts (W)	Max. Fan Pressure (Pa)	Free Air Fan Performance		Specific Fan Power (W/l/s)	Sound dB(A)	Fascia	Switching	Order Code
					(l/s)	(m^3/hr)					
	100	Axial	4	30	30	108	0.13	17-20	Round	App Control	FAN6844

Designer INTELLIVENT	Duct (mm)	Fan Type	Max. Fan Watts (W)	Max. Fan Pressure (Pa)	Free Air Fan Performance		Specific Fan Power (W/l/s)	Sound dB(A)	Fascia	Switching	Order Code
					(l/s)	(m^3/hr)					
	100 125	Axial	8	21	37	134	0.21	12-29	Rectangle	Auto Sense Humidity	FAN5901
	100 125	Axial	8	21	37	134	0.21	12-29	Rectangle	Auto Sense Temperature	FAN6051

Note: *Installed system performance is always influenced by duct length and layout*

Accessories

Model		Description		Order Code
GENIUS		Cover Plate		DCT4375
INTELLIVENT HUMIDITY **INTELLIVENT TEMPERATURE**		Through Wall and Backdraught Kit	Ø 100 x 310mm (using 98mm adapter)	DCT4149
			Ø 125 x 310mm (using 118mm adapter)	DCT4150
		Cover Plate - White	202 x 152mm	DCT4151
		Internal Through Wall Kit	Ø 100 x 100mm (using 98mm adapter)	DCT4152

Through Wall Fan Kits - Intelligent

Dimensions (mm)

Model	A	B	C	D
Genius	177	99	21	60
IntelliVent	202	152	31	-

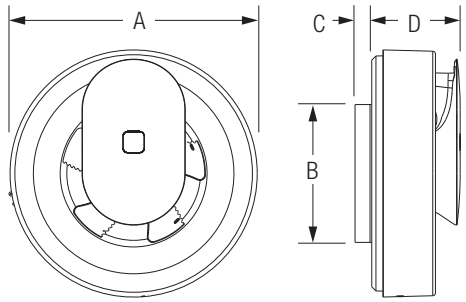

Genius Fans

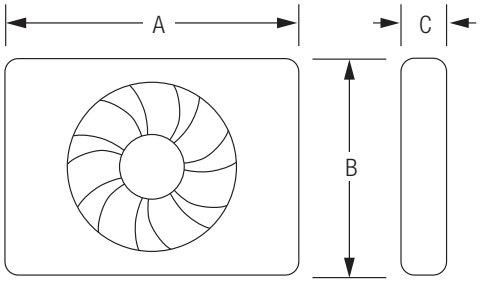

IntelliVent Fans

Technical

Model		Genius	IntelliVent	
			100mm	125mm
Supply		220-240V AC, 50Hz		
Max. Operating Temp		40°C	40°C	
Fan Speed	**Low Trickle**	10 l/s	-	-
	High Trickle	16 l/s	-	-
	Boost	30 l/s	-	-
	Constant	-	12 l/s, 42m^3/hr	12 l/s, 55m^3/hr
	Silent	-	21 l/s, 74m^3/hr	24 l/s, 86m^3/hr
	Max	-	30 l/s, 107m^3/hr	30 l/s, 134m^3/hr
IP Rating		IP44	IPX4	IPX4

General Information

Model	App Controls
Genius	Bluetooth
	Light Level Sensor
	Variable Speed
	Timer
	Heat Transfer
	RH%

Through Wall Fan Kits - SELV and Auto Shutter

These fan kits are easy to install and are designed to be ducted straight through an exterior wall. SELV (safety extra low voltage) fans are for use in wet area zones 1, 2 and 3 and incorporate a 12V AC motor and a 12V AC isolating transformer. Auto shutter models have automated backflow prevention vanes. All kits include a weatherproof cowl. 5 year warranty.

SELV (Safety Extra Low Voltage)

Pro-Series Low Profile	Duct (mm)	Fan Type	Max. Fan Watts (W)	Max. Fan Pressure (Pa)	Free Air Fan Performance (l/s)	Free Air Fan Performance (m^3/hr)	Specific Fan Power (W/l/s)	Sound dB(A)	Fascia	Switching	Model	Order Code
	150	Axial	20	60	101	364	0.19	40	Square	Standard	XPLP150SLV	FAN5894
									Round	Standard	XPLP150CLV	FAN5893
	125	Axial	20	35	36	130	0.56	41	Square	Standard	XPLP125SLV	FAN5887
									Round	Standard	XPLP125CLV	FAN5888

Classic Standard Profile	Duct (mm)	Fan Type	Max. Fan Watts (W)	Max. Fan Pressure (Pa)	Free Air Fan Performance (l/s)	Free Air Fan Performance (m^3/hr)	Specific Fan Power (W/l/s)	Sound dB(A)	Fascia	Switching	Model	Order Code
	150	Axial	20	60	101	364	0.19	40	Square	Standard	XP150LV	FAN5895
	125	Axial	20	35	36	130	0.56	41	Square	Standard	XP125LV	FAN5889
	100	Axial	20	20	23	85	0.87	41	Square	Standard	XP100LV	FAN5882

Auto Shutter

Classic Standard Profile	Duct (mm)	Fan Type	Max. Fan Watts (W)	Max. Fan Pressure (Pa)	Free Air Fan Performance (l/s)	Free Air Fan Performance (m^3/hr)	Specific Fan Power (W/l/s)	Sound dB(A)	Fascia	Switching	Model	Order Code
	300	Axial	82	60	306	1100	0.27	60	Square	Standard	XPS300A	FAN2043
	230	Axial	45	50	152	550	0.30	50	Square	Standard	XPS230A	FAN0348
	150	Axial	25	60	87	313	0.29	40	Square	Standard	XP150A	FAN0136
										Pull Cord	XP150AP	FAN0137
										Timer	XP150AT	FAN0138

Note: *Installed system performance is always influenced by duct length and layout*

Switching Options

Standard Remote switch (not supplied).
Timer Remote switch (not supplied). Fan continues operating for preset time after switching off. 150mm models include fixed 7 minute timer. 125mm and 100mm model timers are 1-20 minute adjustable and require permanent and switched phase.
Pull Cord Integral part of fan.

Accessories

Fascia	Model	Duct	Round White	Round Satin Silver	Round Chrome	Square White	Square Satin Silver	Square Chrome
	XPLP	**150mm**	FAN0750	FAN2070	FAN0613	FAN0749	FAN2071	FAN0598
		125mm	FAN0748	FAN2069	FAN0757	FAN0747	FAN2068	FAN0755

Through Wall Fan Kits - SELV and Auto Shutter

Dimensions (mm)

Model	Cut-Out Size	A	B	C	D	E	F	G	H
XPLP150	173	174	30	150	375	150	132	10	191
XPLP125	140	160	30	125	375	118	128	10	161
XPS300	310	350	50	230	375	300	156	81	362
XPS230	265	286	30	250	375	230	141	75	586
XP150	160	174	30	150	375	148	74	27	200
XP150A	160	174	30	150	375	148	90	55	200
XP125	140	160	30	125	375	118	74	27	168
XP100	112	138	30	100	375	98	74	27	155

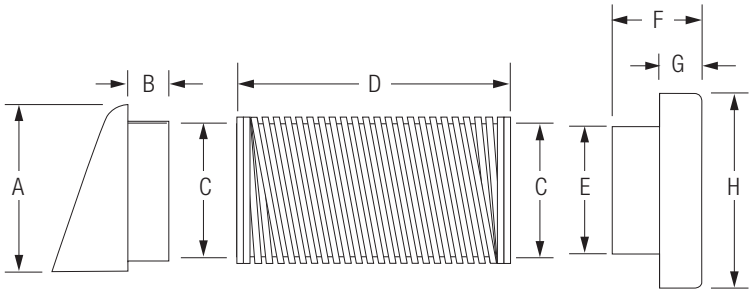

XPLP / XP

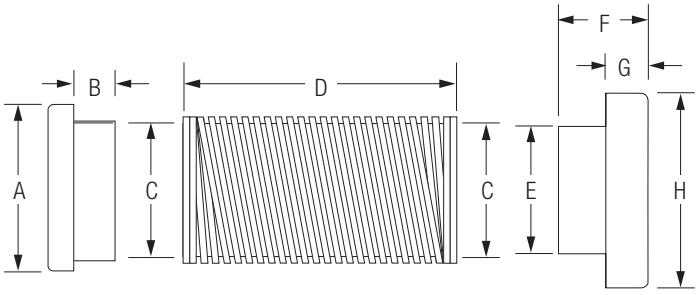

XPS

Technical

Model		XPLP	XPS	XP
Supply	**SELV**	12V DC		
	Auto Shutter	220-240V AC, 50Hz		
Max. Operating Temp		50°C	50°C	50°C
IP Rating		IPX4	IPX4	IPX4
Exterior Grille		Weatherproof Cowl	White Fixed Grille	Weatherproof Cowl
Duct		Aluminium Semi-Rigid	Aluminium Semi-Rigid	Aluminium Semi-Rigid
Duct Length		375mm	375mm	375mm

Through Wall Fan Kits - Standard

These efficient fan kits are easy to install and are designed to be ducted straight through an exterior wall. All fan kits include a weatherproof cowl. Models featuring a low profile fascia offer a more stylish and unobtrusive installation into any wall and are supplied with an exterior grille. Other models are supplied with an exterior cowl. 5 year warranty.

Pro-Series Low Profile	Duct (mm)	Fan Type	Max. Fan Watts (W)	Max. Fan Pressure (Pa)	Free Air Fan Performance		Specific Fan Power (W/l/s)	Sound dB(A)	Fascia	Switching	Model	Order Code
					(l/s)	(m^3/hr)						
	150	Axial	20	60	101	364	0.19	40	Square	Standard	XPLP150SS	FAN0621
										Timer	XPLP150ST	FAN0623
	125	Axial	20	35	36	130	0.56	41	Square	Standard	XPLP125SS	FAN0614
										Timer	XPLP125ST	FAN0615

Classic Standard Profile	Duct (mm)	Fan Type	Max. Fan Watts (W)	Max. Fan Pressure (Pa)	Free Air Fan Performance		Specific Fan Power (W/l/s)	Sound dB(A)	Fascia	Switching	Model	Order Code
					(l/s)	(m^3/hr)						
	300	Axial	82	60	306	1100	0.27	60	Square	Standard	XPS300S	FAN2042
	230	Axial	45	50	152	550	0.30	50	Square	Standard	XPS230S	FAN0455
	150	Axial	25	60	101	364	0.19	40	Square	Standard	XP150S	FAN0135
										Pull Cord	XP150P	FAN0140
										Timer	XP150T	FAN0141
	125	Axial	20	35	36	130	0.56	41	Square	Standard	XP125S	FAN0080
										Pull Cord	XP125P	FAN0082
										Timer	XP125T	FAN0083
	100	Axial	20	20	23	85	0.87	41	Square	Standard	XP100S	FAN0053
										Pull Cord	XP100P	FAN0054
										Timer	XP100T	FAN0055

Note: *Installed system performance is always influenced by duct length and layout*

Switching Options

Standard Remote switch (not supplied).
Timer Remote switch (not supplied). Fan continues operating for preset time after switching off. 150mm models include fixed 7 minute timer. 125mm and 100mm model timers are 1-20 minute adjustable and require permanent and switched phase.
Pull Cord Integral part of fan.

Accessories

Fascia	Model	Duct	Round			Square		
			White	Satin Silver	Chrome	White	Satin Silver	Chrome
	XPLP	150mm	FAN0750	FAN2070	FAN0613	FAN0749	FAN2071	FAN0598
		125mm	FAN0748	FAN2069	FAN0757	FAN0747	FAN2068	FAN0755

Through Wall Fan Kits - Standard

Dimensions (mm)

Model	Cut-Out Size	A	B	C	D	E	F	G	H
XPLP150	173	174	30	150	375	148	132	10	191
XPLP125	140	160	30	125	375	123	128	10	161
XPS300	310	350	50	230	375	298	156	81	362
XPS230	265	286	30	250	375	248	141	75	586
XP150	160	174	30	150	375	148	74	27	200
XP125	140	160	30	125	375	123	74	27	168
XP100	112	138	30	100	375	98	74	27	155

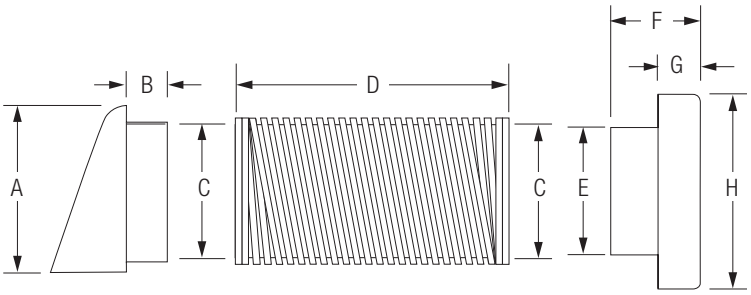

XPLP / XP

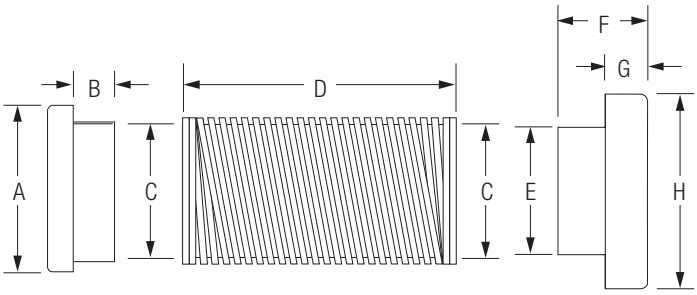

XPS

Technical

Model	XPLP	XPS	XP
Supply	220-240V AC, 50Hz		
Max. Operating Temp	50°C	50°C	50°C
IP Rating	IPX4	IPX4	IPX4
Exterior Grille	Weatherproof Cowl	White Fixed Grille	Weatherproof Cowl
Duct	Aluminium Semi-Rigid	Aluminium Semi-Rigid	Aluminium Semi-Rigid
Duct Length	375mm	375mm	375mm

Window Fans - SELV and Auto Shutter

These fans are designed for installation situations where an existing window fan is being replaced or where there is no available external wall, or ceiling, space access. SELV fans are designed for use in wet area zones 1, 2 and 3 and incorporate a 12V AC motor and a 12V AC isolating transformer. Auto shutter models have automated backflow prevention vanes. 5 year warranty.

Safety Extra Low Voltage (SELV)

Classic Standard Profile	Duct (mm)	Fan Type	Max. Fan Watts (W)	Max. Fan Pressure (Pa)	Free Air Fan Performance		Specific Fan Power (W/l/s)	Sound dB(A)	Fascia	Switching	Model	Order Code
					(l/s)	(m^3/hr)						
	100	Axial	20	20	23	85	0.87	41	Square	Pull Cord	WF100PLV	FAN5884

Safety Extra Low Voltage (SELV) & Auto Shutter

Classic Standard Profile	Duct (mm)	Fan Type	Max. Fan Watts (W)	Max. Fan Pressure (Pa)	Free Air Fan Performance		Specific Fan Power (W/l/s)	Sound dB(A)	Fascia	Switching	Model	Order Code
					(l/s)	(m^3/hr)						
	150	Axial	25	60	87	313	0.29	40	Square	Pull Cord	WF150APLV	FAN5897

Auto Shutter

Classic Standard Profile	Duct (mm)	Fan Type	Max. Fan Watts (W)	Max. Fan Pressure (Pa)	Free Air Fan Performance		Specific Fan Power (W/l/s)	Sound dB(A)	Fascia	Switching	Model	Order Code
					(l/s)	(m^3/hr)						
	300	Axial	82	60	306	1100	0.27	60	Square	Standard	WF300A	FAN0482
	230	Axial	45	50	152	550	0.30	50	Square	Pull Cord	WF230AP	FAN0146
	150	Axial	25	60	87	313	0.29	40	Square	Pull Cord	WF150AP	FAN0107
										Pull Cord Timer	WF150APT	FAN0109
	300	Axial	82	60	280	1020	0.29	60	Square	Standard/ Auto	COM300A	FAN0521
										Standard/ Pull Cord	COM300MP	FAN0520
	230	Axial	45	50	185	670	0.24	53	Square	Standard/ Auto	COM230A	FAN0519
										Standard/ Pull Cord	COM230MP	FAN0518

Note: *Installed system performance is always influenced by duct length and layout*

Electrically operated louvre shutters open automatically when fan is running - prevents backdraughts.

Switching Options

Standard	Remote switch (not supplied).
Pull Cord Timer	Pull cord is integral part of fan. Fan continues operating for 7 minutes after switching off.
Pull Cord	Integral part of fan.
Standard/Auto	Remote switch (not supplied) and internal thermo-activation of shutters
Standard/Pull Cord	Remote switch (not supplied) and manual operation of shutters by pull cord

Window Fans - SELV and Auto Shutter

Dimensions (mm)

Model	Cut-Out Size	A	B	C	D
WF300	310-345	362	133	4-32	29
WF230	255-270	286	112	4-32	25
WF150	165-190	203	125	-	23
WF100	115-155	163	120	-	30
COM300	310-345	362	170	145	25
COM230	255-270	286	154	125	25

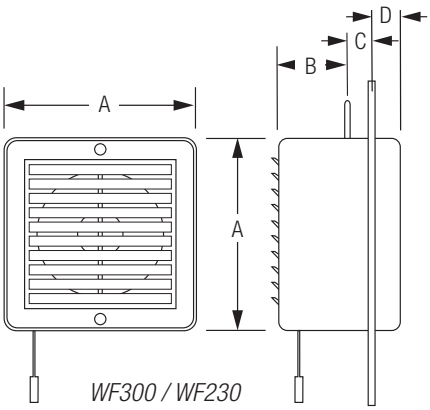

WF300 / WF230

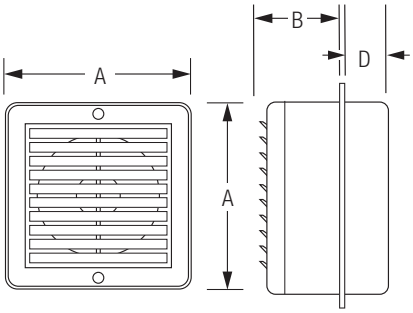

WF150

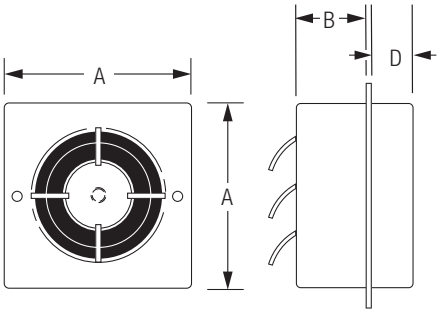

WF100

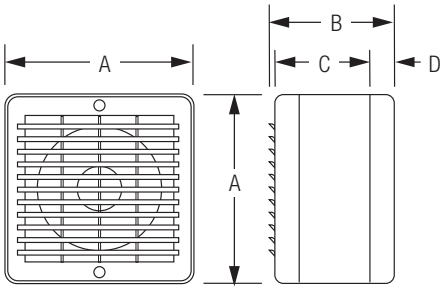

COM300 / COM230

Technical

Supply	**SELV**	12V DC
	Auto Shutter	220-240V AC, 50Hz
Max. Operating Temp		50°C
IP Rating		IPX4

Window Fans - Standard

These fans are designed for installation situations where an existing window fan is being replaced or where there is no available external wall, or ceiling, space access. 5 year warranty.

Classic Standard Profile	Duct (mm)	Fan Type	Max. Fan Watts (W)	Max. Fan Pressure (Pa)	Free Air Fan Performance		Specific Fan Power (W/l/s)	Sound dB(A)	Fascia	Switching	Model	Order Code
					(l/s)	(m^3/hr)						
	300	Axial	82	60	306	1100	0.27	60	Square	Standard	WF300P	FAN0481
	230	Axial	45	50	152	550	0.30	50	Square	Pull Cord	WF230P	FAN0148
	100	Axial	20	20	23	85	0.87	41	Square	Pull Cord	WF100P	FAN0021

Note: *Installed system performance is always influenced by duct length and layout*
Electrically operated louvre shutters open automatically when fan is running - prevents backdraughts.

Switching Options

Standard Remote switch (not supplied).
Pull Cord Integral part of fan.

Window Fans - Standard

Dimensions (mm)

Model	Cut-Out Size	A	B	C	D
WF300	310-345	362	133	4-32	29
WF230	255-270	286	112	4-32	25
WF100	115-155mm	163	120	-	30

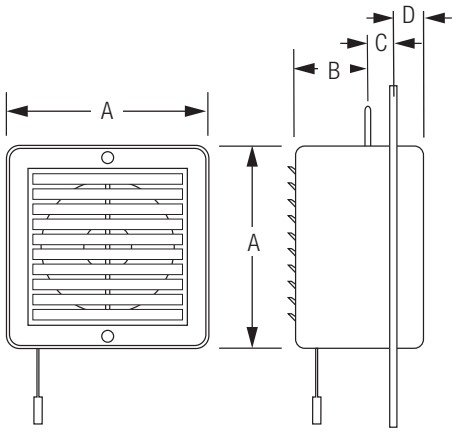

WF300 / WF230

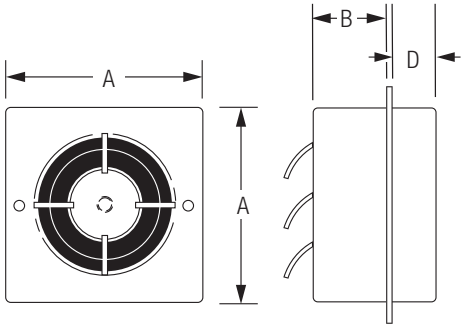

WF100

Technical

Max. Operating Temp	50°C
IP Rating	IPX4

Wall Fans - Internal and External

Internal Wall fans are designed to move air efficiently over long distances with the centrifugal fan providing quiet operation.

External wall fans are designed for use in residential and light commercial applications where a high performance, low noise solution is required. Three speed models enable further flexibility in a variety of applications. Specific applications include apartments where space is limited.
2 year warranty

Internal - Standard

Classic Standard Profile Rectangular Fascia	Duct (mm)	Fan Type	Max. Fan Watts (W)	Max. Fan Pressure (Pa)	Free Air Fan Performance		Specific Fan Power (W/l/s)	Sound dB(A)	Switching	Model	Order Code
					(l/s)	(m^3/hr)					
	100	Centrifugal	45	120	31	110	1.45	45	Standard	CF200S	FAN0041

External - Standard

Classic	Duct (mm)	Fan Type	Scroll Dia. (mm)	Max. Fan Watts (W)	Max. Fan Pressure (Pa)	Free Air Fan Performance		Specific Fan Power (W/l/s)	Sound dB(A)	Switching	Model	Order Code
						(l/s)	(m^3/hr)					
	150	Axial	-	48	80	73	263	0.66	48	Standard	WF150AX	FAN2303
		Centrifugal	190	65	280	109	392	0.60	60	Standard	WF150C190	FAN2301
			220	96	380	118	423	0.81	61	Standard	WF150C220	FAN2302

External - 3 Speed

Classic	Duct (mm)	Fan Type & Speed	Scroll Dia. (mm)	Max. Fan Watts (W)	Max. Fan Pressure (Pa)	Free Air Fan Performance		Specific Fan Power (W/l/s)	Sound dB(A)	Switching	Model	Order Code
						(l/s)	(m^3/hr)					
	150	Centrifugal High Medium Slow	190	65 57 55	280 250 200	113 94 77	408 340 277	0.58 0.61 0.71	60 56 46	Standard	WF150C190-3	FAN2316
		Centrifugal High Medium Slow	220	96 69 60	380 340 280	136 113 94	493 408 340	0.71 0.61 0.64	61 56 50	Standard	WF150C220-3	FAN2317

Note: *Installed system performance is always influenced by duct length and layout*

Switching Options

Standard Remote switch (not supplied).

Wall Fans - Internal and External

Dimensions (mm)

Model	A	B	C	D	E	F	G
CF200	65	260	185	135	90	45	98
WF150	305	110	369	-	-	-	-

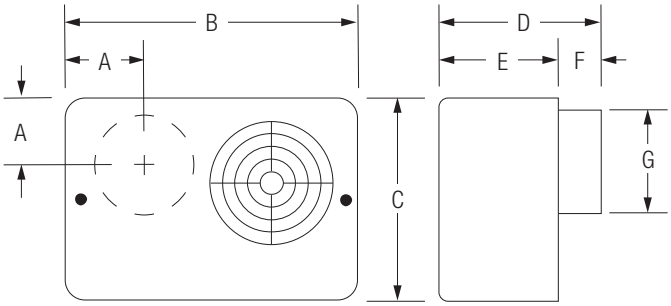

CF200

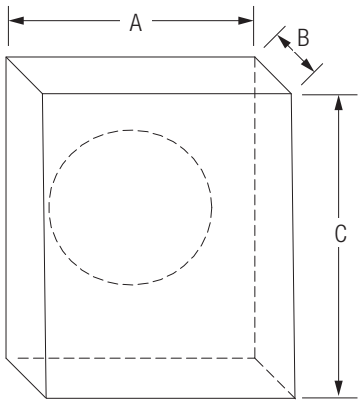

WF150

Technical

Model	CF200	WF150
Supply	220-240V AC, 50Hz	
Sound Level	45 dB(A)	
Max. Operating Temp	50°C	40°C
IP Rating	IPX4	IPX3

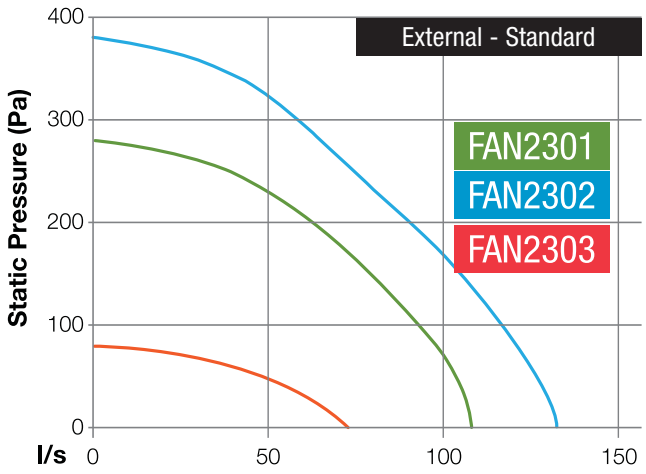

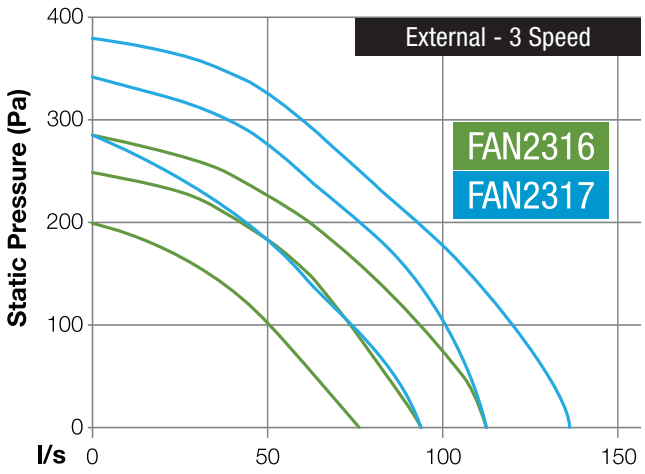

Heater-Fan-Light Systems

These multi-function systems are designed to meet the higher operational demands of both small and large bathrooms. Fans incorporate a unique anti-condensate design and efficient heating system. All systems are supplied with duct, grille and wall switch.

Designer Low Profile	Duct (mm)	Fan Type	Max. Fan Watts (W)	Free Air Fan Performance		Heating	Fascia	Order Code
				(l/s)	(m^3/hr)			
	150	2 x Centrifugal	55	106	380	2 Level PTC 1100W/2000W	White	FAN7020
							Black	FAN7021
	150	Centrifugal	1100	69	248	1 x 1000W Halogen	White	FAN6577
	150	Centrifugal	1080	99	356	1 x 1000W Halogen	White	FAN5876

Note: *Installed system performance is always influenced by duct length and layout*

Heater-Fan-Light Systems

Dimensions (mm)

Model	Cut-Out Size	A	B	C	D	E	F	G
FAN7020 **FAN7021**	523 x 345	537	165	370	192	120	340	500
FAN6577	455 x 305	350	150	200	500	-	-	-
FAN5876	470 x 320	350	150	200	500	-	-	-

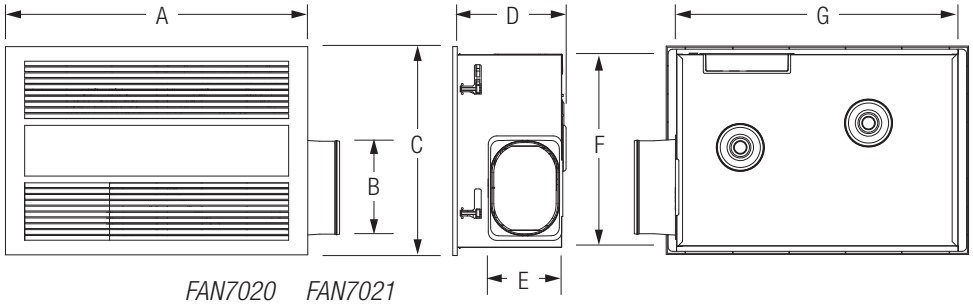

FAN7020 FAN7021

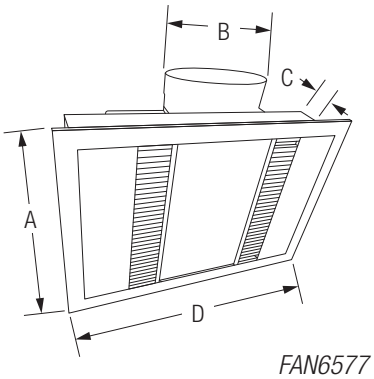

FAN6577

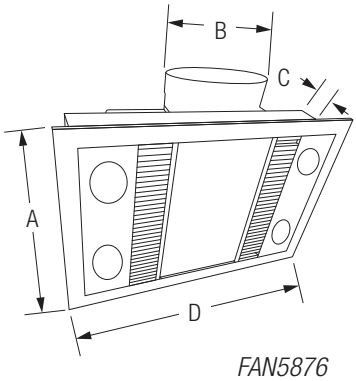

FAN5876

Technical

Model	FAN7020 FAN7021	FAN6577	FAN5876
Supply	220-240V AC, 50Hz		
Max. Load	2115W	1100W	1100W
Light	20W Panel 4000K 1500 lm	2 x 12W LED Panels 4000K	4 x 4W LED GU10 LED downlight 3000K 38°C
Switch Plate	5-Way (supplied)	3-Way (supplied)	3-Way (supplied)
Max. Operating Temp	40°C	40°C	40°C
IP Rating	IPX2	IPX2	IPX2
Exterior Grille	150mm Fixed Louvre	150mm Eggcrate	150mm Eggcrate
Duct	3m x 150mm	3m x 150mm	3m x 150mm

Heat-Fan-Light Systems / Heat-Light Systems

These multi-function Heat-Fan-Light systems are designed to meet the higher operational demands of both small and large bathrooms. Fans incorporate a unique anti-condensate design and efficient LED centre lamps. All systems are supplied with duct, grille and wall switch. 5 year warranty.

The FAN2200 Heat-Light systems is designed to provide instant heat and additional lighting. A 150mm inline extraction fan kit, or Blue Jet fan and ducting combination, along with a 150-100mm reducer, can be added for a complete HEAT-FAN-LIGHT solution. 5 year warranty.

Heat-Fan-Light Systems

Designer SATIN Low Profile	Duct (mm)	Fan Type	Max. Fan Watts (W)	Free Air Fan Performance		Heat Lamps	Fascia	Order Code
				(l/s)	(m^3/hr)			
	125	Centrifugal	1138	84	303	4 x 275W	White	FAN6882
							Silver	FAN6883
	125	Centrifugal	588	75	270	2 x 275W	White	FAN6880
							Silver	FAN6881

Pro-Series Low Profile	Duct (mm)	Fan Type	Max. Fan Watts (W)	Free Air Fan Performance		Heat Lamps	Fascia	Order Code
				(l/s)	(m^3/hr)			
	125	Centrifugal	1180	60	216	4 x 275W	White	FAN0995
	125	Centrifugal	635	50	180	2 x 275W	White	FAN0940

Classic Standard Profile	Duct (mm)	Fan Type	Max. Fan Watts (W)	Free Air Fan Performance		Heat Lamps	Fascia	Order Code
				(l/s)	(m^3/hr)			
	100	Centrifugal	670	35	126	2 x 275W	White	FAN2162

Note: *Installed system performance is always influenced by duct length and layout*

Heat-Light Systems

Classic Standard Profile	Duct (mm)	Max. Watts (W)	Heat Lamps	Fascia	Order Code
	100	650	2 x 275W	White	FAN2200

Accessories

Description	Chrome
275W Heat Lamp	LHT0081
LED Replacement Lamp for SATIN Units	LHT1107
LED Replacement Lamp for Pro-Series and Classic Units	LHT0211

Heat-Fan-Light Systems / Heat-Light Systems

Dimensions (mm)

Model	Cut-Out Size	A	B	C	D
FAN6882 FAN6883	320 x 320	370	125	210	370
FAN6880 FAN6881	375 x 202	419	125	198	244
FAN0995	300 x 300	338	120	170	338
FAN0940	390 x 220	435	120	185	260
FAN2162 FAN2200	390 x 220	450	100	195	250

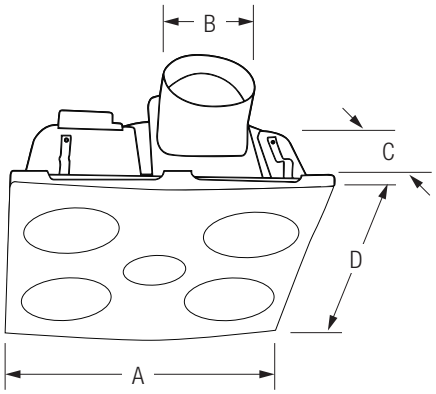

FAN6882 FAN6883

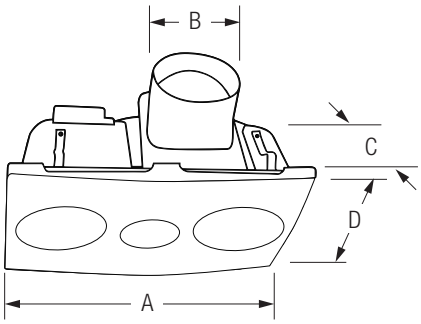

FAN6880 FAN6881

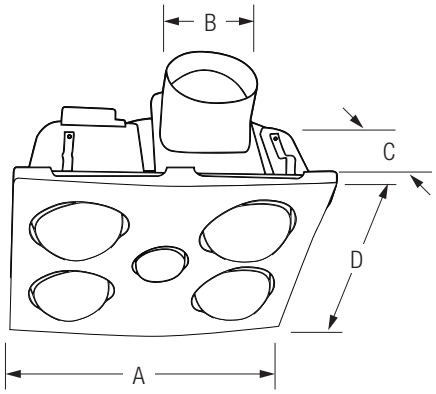

FAN0955

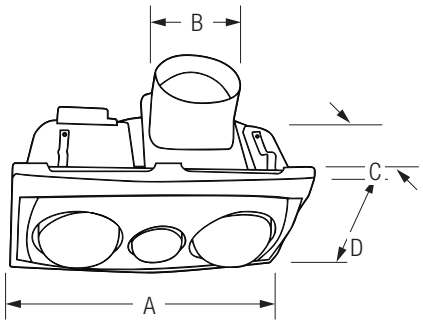

FAN0940 FAN2162 FAN2200

Technical

Model	FAN6882 FAN6883	FAN6880 FAN6881	FAN0995	FAN0940	FAN2162	FAN2200
Supply	220-240V AC, 50Hz					
Light	LED 4000K	LED 4000K	LED 3000K	LED 3000K	LED 3000K	LED 3000K
Light Wattage	10W	10W	4.5W	4.5W	8W	8W
Switch Plate	4-Way (supplied)	3-Way (supplied)	4-Way (supplied)	3-Way (supplied)	3-Way (supplied)	2-Way (supplied)
Max. Operating Temp	40°C	40°C	40°C	40°C	40°C	40°C
IP Rating	IPX4	IPX4	IPX4	IPX4	IPX4	IPX4
Exterior Grille	125mm Fixed Louvre	125mm Fixed Louvre	125mm Eggcrate	125mm Eggcrate	100mm Eggcrate	-
Duct	3m x 125mm	3m x 125mm	3m x 125mm	3m x 125mm	3m x 100mm	-

Manrose Heat-Fan-Light systems have been tested to the downlight standard AS/NZS60598.2.2 Amendment A and are all classified as CA135.

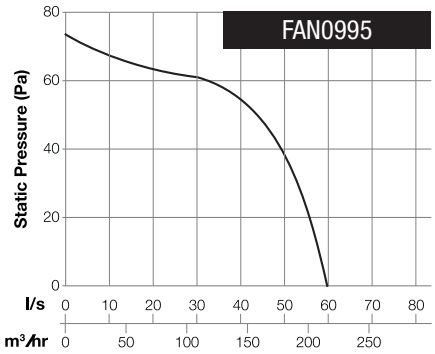

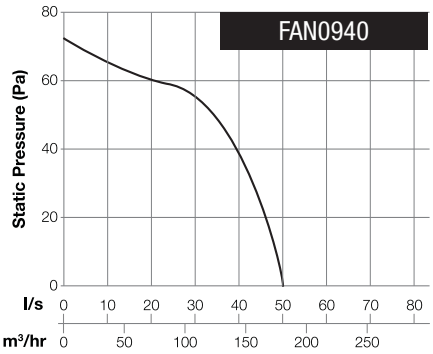

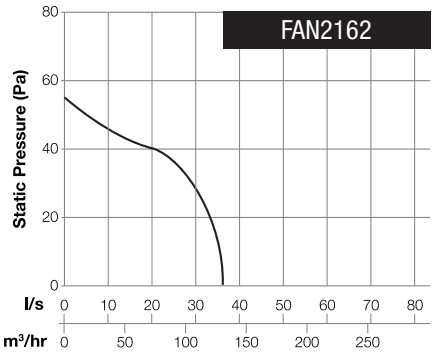

Through Roof Fan Cowls

High quality aluminium cowl construction with fan incorporated. 2 year warranty.

Through Roof Fan Cowls - Air Extraction

Classic	Duct (mm)	Fan Type	Max. Fan Watts (W)	Max. Fan Pressure (Pa)	Free Air Fan Performance		Specific Fan Power (W/l/s)	Sound dB(A)	Switching	Order Code
					(l/s)	(m^3/hr)				
	250	Centrifugal	75	300	178	640	0.42	72	Standard	FAN2120
		Centrifugal (High Performance)	135	545	265	954	0.51	70	Standard	FAN2121
	150	Centrifugal	70	320	153	550	0.46	62	Standard	FAN0529
		Centrifugal (3-Speed)	70	320	153	550	0.46	62	Standard	FAN1002
		Axial	18	91	105	380	0.17	38	Standard	FAN1009
										FAN0531

Through Roof Fan Cowls - Air Supply

Classic	Duct (mm)	Fan Type	Max. Fan Watts (W)	Max. Fan Pressure (Pa)	Free Air Fan Performance		Specific Fan Power (W/l/s)	Sound dB(A)	Switching	Order Code
					(l/s)	(m^3/hr)				
	150	Axial	18	91	105	380	0.17	38	Standard	FAN0533

Accessories

Model	Cowl	Filter Ring	Insect Mesh
FAN2120 **FAN2121**	DCT2238	DCT2254	DCT2253

Through Roof Fan Cowls

Dimensions (mm)

Model	A	B	C
FAN0529 FAN0531 FAN0533 FAN1002 FAN1009	275	170	-
FAN2120 FAN2121	400	400	248

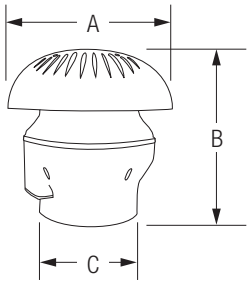

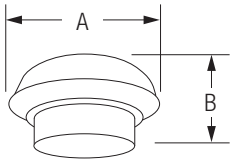

Technical

Model	FAN2120 FAN2121	FAN0529	FAN1002	FAN0531	FAN0533	FAN1009
Supply	220-240V AC, 50Hz					
Operating Temp	-25°C - 40°C	-25°C - 50°C		-20°C - 45°C		
IP Rating	IP44	IPX4		IP44		

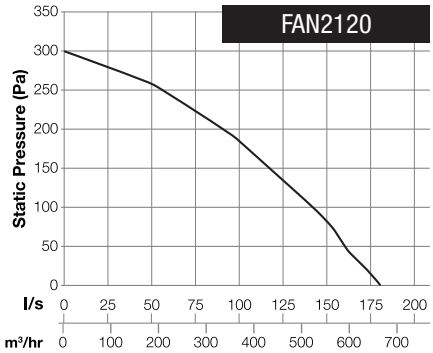

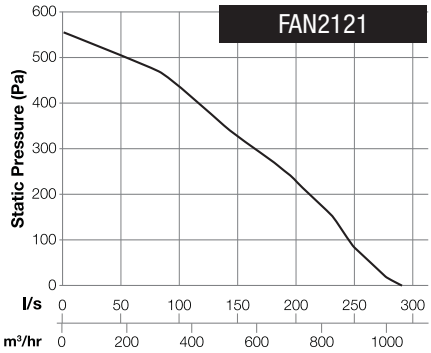

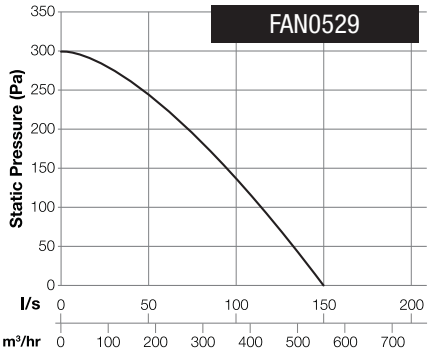

Through Roof Fan Kits

High quality aluminium cowl construction with fan incorporated. 2 year warranty.

Through Roof Fan Cowls with Flashing & HDPE Tube - Air Extraction

Classic	Duct (mm)	Fan Type	Max. Fan Watts (W)	Max. Fan Pressure (Pa)	Free Air Fan Performance		Specific Fan Power (W/l/s)	Sound dB(A)	Switching	Order Code
					(l/s)	(m^3/hr)				
	250	Centrifugal	75	300	178	640	0.42	72	Standard	FAN2122
		Centrifugal (High Performance)	135	545	265	954	0.51	70	Standard	FAN2123
	150	Centrifugal	70	320	153	550	0.46	62	Standard	FAN0530
		Centrifugal (3-Speed)	70	320	153	550	0.46	62	Standard	FAN0967
		Axial	18	91	105	380	0.17	38	Standard	FAN1060 FAN0532

Through Roof Fan Heavy Duty Cowls with Flashing & HDPE Tube - Air Extraction

Classic	Duct (mm)	Fan Type	Max. Fan Watts (W)	Max. Fan Pressure (Pa)	Free Air Fan Performance		Specific Fan Power (W/l/s)	Sound dB(A)	Switching	Order Code
					(l/s)	(m^3/hr)				
	150	Centrifugal	70	320	153	550	0.46	62	Standard	FAN0740
		Axial	18	91	105	380	0.17	38	Standard	FAN0739

Through Roof Fan Cowls with Flashing & HDPE Tube - Air Supply

Classic	Duct (mm)	Fan Type	Max. Fan Watts (W)	Max. Fan Pressure (Pa)	Free Air Fan Performance		Specific Fan Power (W/l/s)	Sound dB(A)	Switching	Order Code
					(l/s)	(m^3/hr)				
	150	Axial	18	91	105	380	0.17	38	Standard	FAN0534

Through Roof Fans with Flashing for Metal Based Roof - Air Extraction

Classic	Duct (mm)	Fan Type	Max. Fan Watts (W)	Max. Fan Pressure (Pa)	Free Air Fan Performance		Specific Fan Power (W/l/s)	Sound dB(A)	Switching	Order Code
					(l/s)	(m^3/hr)				
	150	Centrifugal	70	320	153	550	0.46	62	Standard	FAN0535
	150	Axial	18	91	105	380	0.17	38	Standard	DCT0189

Accessories

Model	Cowl	Filter Ring	Insect Mesh
FAN2122 **FAN2123**	DCT2241	DCT2254	DCT2253

Through Roof Fan Kits

Dimensions (mm)

Model	A	B	C
FAN0530 FAN0532 FAN0534 FAN0739 FAN0740 FAN0967 FAN1060	275	170	500

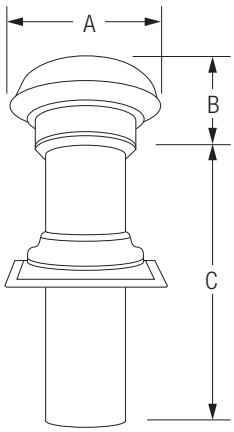

Technical

Model	FAN2121 FAN2123	FAN0530 FAN0740	FAN0967	FAN0532 FAN0739	FAN0534	FAN1060
Supply	220-240V AC, 50Hz					
Max. Operating Temp	-25°C - 60°C	-25°C - 50°C		-20°C - 45°C		
IP Rating	P44	IPX4		IP44		

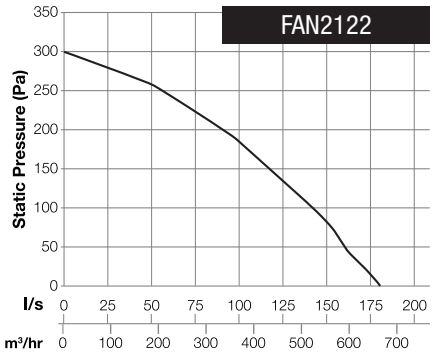

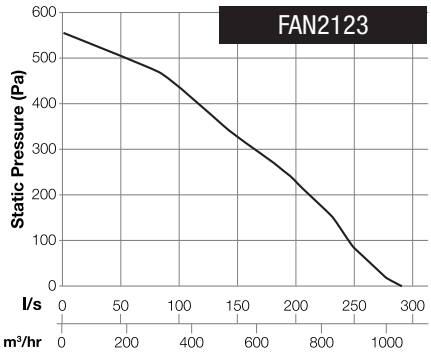

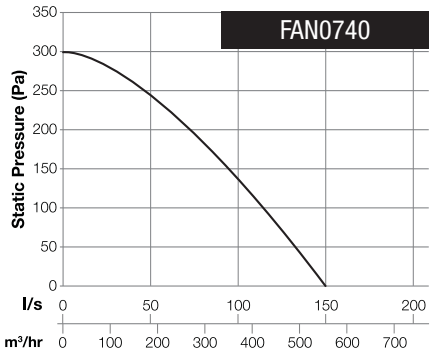

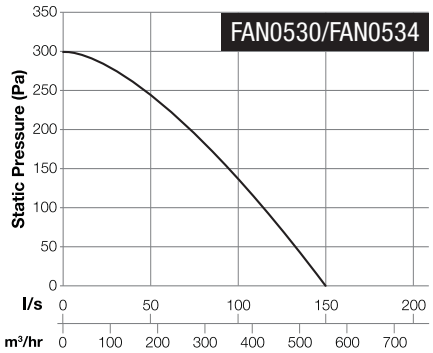

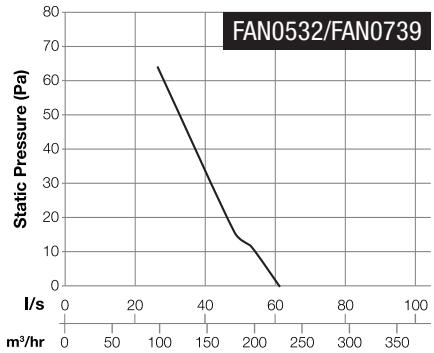

Roof Cowls

Roof Cowls

Classic	Duct (mm)	Description	Order Code
	150	General Purpose	DCT0708
		Heavy Duty	DCT0709

- Added exhaust aperture area and deep vent coverage
- Recommended where high winds in exposed locations may drive rain into the vent
- Also recommended for use in high airflow air intake systems to prevent rain being sucked into the system

Dimensions (mm)

Description	A	B
General Purpose	275	125
Heavy Duty	275	140

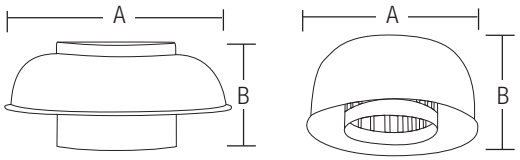

Technical - Pressure Loss

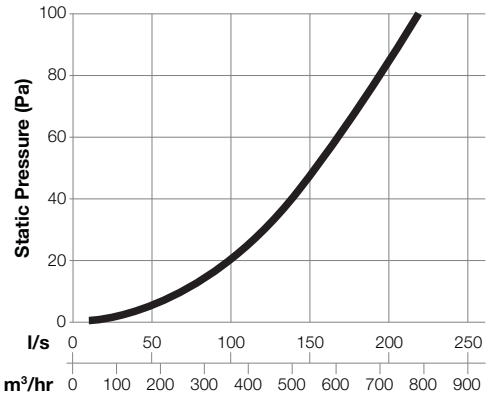

Roof Cowl Kits

Classic	Tube (mm Ø)	Description	Product Code
	200	Medium Duty Kit with Aluminium Cowl and 0.5m Galvanised Tube	DCT3603
		Heavy Duty Kit with Aluminium Cowl and 0.5m Galvanised Tube	DCT3604
	150	General Purpose Kit with Aluminium Cowl and 0.5m HDPE Tube	DCT0172
		Heavy Duty Kit with Aluminium Cowl and 0.5m HDPE Tube	DCT0710
		General Purpose Kit with Aluminium Cowl, 0.5m HDPE Tube and Heavy Duty Lead Flashing	DCT1095
	150 to 125	Reducer	DCT2066
	150 to 100	Reducer	DCT2122

- Flashing, for metal based roofs, included and all fittings supplied *(refer to Roof Flashings below)*
- Optional lead flashing available *(refer to Roof Flashings below)*
- Reducers fit to the bottom of HDPE tube to adapt to smaller duct diameters where required
- 150mm general purpose kit suitable for moderately exposed sites. Synthetic rubber flashing, for metal based roofs, included along with screw fasteners and tube strap

Classic	Tube (mm Ø)	Description	Product Code
	125	Angled	DCT2205

- 0.5m PVC tube (110mm), suitable for smaller applications
- To be mounted on tile roofs only
- Weathering slate included

Through Roof Fan Accessories

Description	Product Code
Roof flashing - fits 110-160mm	DCT0180
Roof flashing for use on concrete tile, clay tile and slate roofing	DCT0190
0.5m x 150mm HDPE tube	DCT0183
Stitching screws for roof flashing	FAN0400

Wall Mounted Inline Centrifugal Extract Fans

These K fans are designed for installation in ducts and the KV fans are designed to be used as a wall mounted duct-connected extract fan. All the K/KV-fans have a minimum 25mm long spigot connections. The fans have backward-curved blades and external rotor motors. The K-fan is supplied with a fixing bracket and screws as standard. 2 year warranty.

Alaskon K/KV	Fan Speed (RPM)	230V/50Hz/1Φ		Sound dB(A)	Free Air Fan Performance		Capacitor (uF)	K/KV Model	Order Code
		Motor Input (kW)	Full Load Current (A)		(l/s)	(m^3/s)			
	2443	30	0.17	38	0.014	0.051	-	100M	(on request)
	2425	58	0.25	48	0.021	0.074	2	100XL	(on request)
	2483	29	0.17	34	0.016	0.057	-	125M	(on request)
	2390	62	0.27	50	0.027	0.098	2	125XL	(on request)
	2412	61	0.26	42	0.039	0.122	2	150M	FAN5451
	2567	104	0.45	55	0.055	0.199	3	150XL	FAN5452
	2551	106	0.46	51	0.060/0.061	0.216/0.219	3	200M	FAN5454
	2555	145	0.63	48	0.074/0.076	0.268/0.272	3.5	200L	FAN5453
	2566	104	0.45	49	0.060/0.061	0.216/0.219	3	250M	FAN5456
	2562	145	0.46	43	0.076/0.076	0.272/0.273	3.5	250L	FAN5455
	2520	201	0.88	46.5	0.096/0.098	0.344/0.351	5	315M	FAN5678
	2318	318	1.39	50	0.133	0.480	7	315L	FAN5457

- High efficiency backward curve motorised impeller
- Full metal construction
- Suitable for outside applications
- Speed-controllable
- Sealed for life ball bearings

Wall Mounted Inline Centrifugal Fans

Dimensions (mm)

Model	Dimensions								Weight (kg)
	A	B	C	D	E	F	G	H	
100M	88	40	26	218	166	26	99	218	2.5
100XL	88	40	26	213	161	26	99	246	2.5
125M	88	40	27	196	142	27	124	218	2.5
125XL	88	40	26	203	151	26	124	246	2.5
150M	88	40	25	202	152	25	149	286	2.5
150XL	88	40	29	226	171	26	14	336	3.5
200M	88	40	30	205	148	27	199	336	4.5
200L	88	40	30	231	174	27	199	336	4.8
250M	88	40	30.5	177	119.5	27	249	336	4.0
250L	88	40	30.5	202	144.5	27	249	336	4.6
315M	88	40	32.5	220	160	27	314	408	5.5
315L	88	40	37.5	225	160.5	27	314	408	6.6

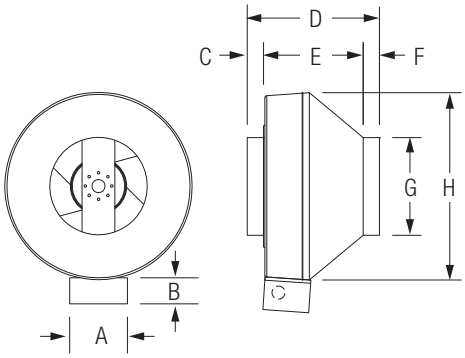

Technical

K/KV Model	100M	100XL	125M	125XL	150M	150XL	200M	200L	250M	250L	315M	315L
Supply	220-240V AC, 50Hz											
Max. Operating Temp	70°C							50°C	70°C		50°C	
IP Rating	IP44											

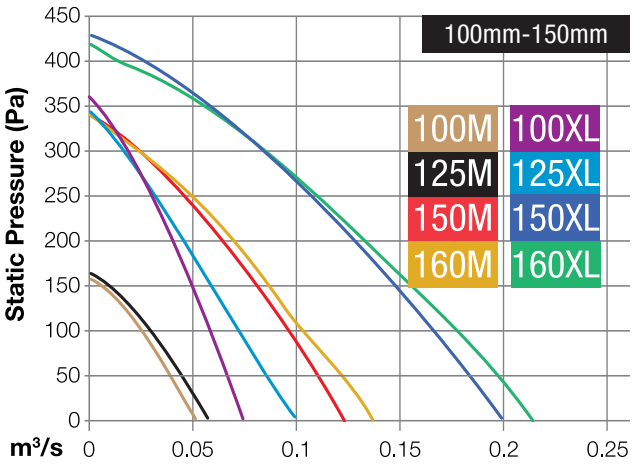

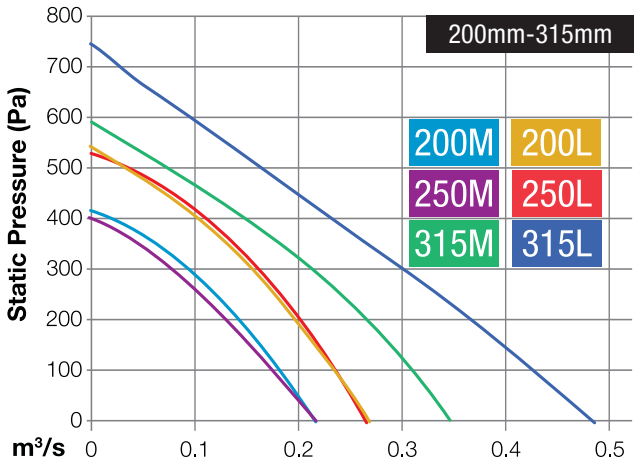

Roof Mounted Axial Extract Fans - Side Discharge

These fans are designed for general purpose applications. They are suitable for air extraction situations where air volumes are moderate and pressures are low. The motorised impellers are efficient, smooth running and have excellent low sound characteristics. Speed can be controlled by electronic or autotransformer voltage regulation. Cowl material is UV-stabilised Rovel polymer or polyethylene. 2 year warranty.

Alaskon BRA	Fan Speed (RPM)	230V/50Hz/1Φ		Sound dB(A)	Induct Sound Power Level (dB re 10^{-12} Watts)								Model	Order Code
		Motor Input (kW)	Full Load Current (A)		63	125	250	500	1k	2k	4k	8k		
	1390	69	0.53	40	62	59	61	60	58	56	54	43	BRA2541	FAN3751
	1250	75	0.32	38	66	64	59	55	52	50	46	38	BRA3041	FAN3753
	1340	165	0.73	42	76	68	61	57	57	55	52	46	BRA3541	FAN3759
	1430	160	0.73	49	76	72	66	65	65	61	57	52	BRA4041	FAN3762
	1310	490	2.36	48	75	68	64	63	63	63	59	57	BRA4541	FAN3769
	1300	680	3.0	47	77	72	63	61	61	60	58	52	BRA5041	FAN3774
	895	410	1.8	46	68	75	61	62	64	58	51	49	BRA5661	FAN3780
	860	600	2.62	46	71	68	63	64	62	58	52	52	BRA6361	FAN3786

- External rotor motorised impeller
- Sickle shaped low sound impeller
- UV-stabilised Rovel polymer or polyethylene cowling
- Speed controllable
- Sealed for life ball bearings

Roof Mounted Axial Extract Fans - Side Discharge

Dimensions (mm)

Model	Size (mm)	Dimensions					Weight (kg)
		A*	B*	C	D	E	
BRA2541	250	400	300	480	253	50	8
BRA3041	300	460	360	600	259	50	14
BRA3541	350	530	430	710	355	50	18
BRA4041	400	580	480	710	355	50	18
BRA4541	450	630	530	844	390	50	31
BRA5041	500	660	560	970	435	50	36
BRA5661	560	730	630	1150	470	50	41
BRA6361	630	810	750	1150	470	50	43

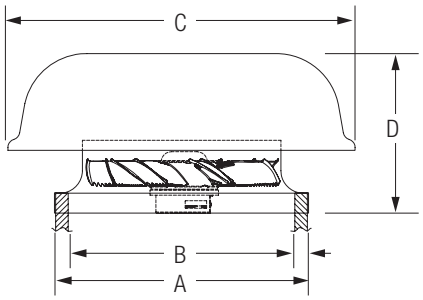

** Upstand construction details*

Technical

Model	BRA2541	BRA3041	BRA3541	BRA4041	BRA4541	BRA5041	BRA5661	BRA6361
Poles	4	4	4	4	4	4	6	6
Supply	220-240V AC, 50Hz							
Max. Operating Temp	50°C	50°C	60°C	40°C	60°C	60°C	60°C	50°C
IP Rating	IP54							

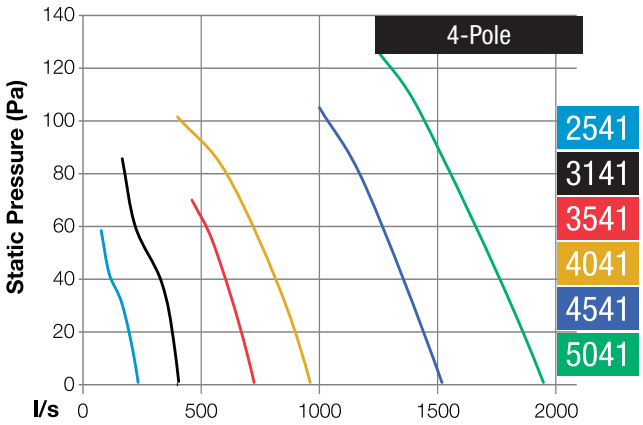

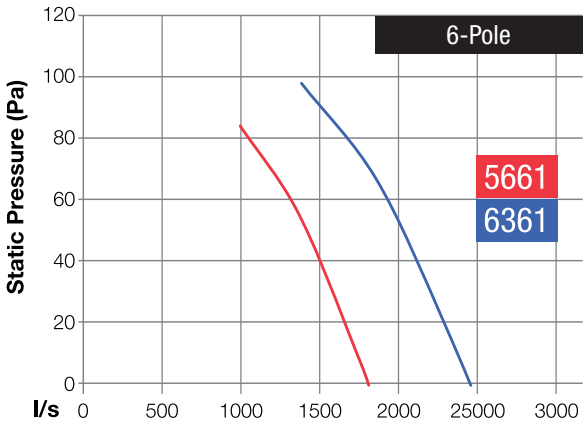

Plate Mounted Axial Extract Fans

These fans are for general purpose applications. They are suitable for air extraction situations where air volumes are moderate and pressures are low. The motorised impellers are efficient, smooth running and have excellent low sound characteristics. Standard airflow in Form A. Speed can be controlled by electronic or autotransformer voltage regulation.

Alaskon BAP	Fan Speed (RPM)	230V/50Hz/1Φ		Sound dB(A)	Induct Sound Power Level (dB re 10^{-12} Watts)								Model	Order Code
		Motor Input (kW)	Full Load Current (A)		63	125	250	500	1k	2k	4k	8k		
	1390	69	0.53	40	62	59	61	60	58	56	54	43	BAP2541	FAN5334
	1250	75	0.32	38	66	64	59	55	52	50	46	38	BAP3041	FAN5335
	1340	165	0.73	42	76	68	61	57	57	55	52	46	BAP3541	FAN5336
	1430	160	0.73	49	76	72	66	65	65	61	57	52	BAP4041	FAN5337
	1310	490	2.36	48	75	68	64	63	63	63	59	57	BAP4541	FAN5338
	1300	680	3	47	77	72	63	61	61	60	58	52	BAP5041	FAN5339
	895	410	1.8	46	68	75	61	62	64	58	51	49	BAP5661	FAN5340
	860	600	2.62	46	71	68	63	64	62	58	52	52	BAP6361	FAN5341

- External rotor motorised impeller
- Sickle shaped low sound impeller
- Speed controllable
- Sealed for life ball bearings
- Integral inlet wireguard

Plate Mounted Axial Extract Fans

Dimensions (mm)

Model	Dimensions					Weight (kg)
	A	B	C	D	E	
BAP2541	370	320	250	260	90	4
BAP3041	430	380	305	325	90	5
BAP3541	485	435	350	360	90	6
BAP4041	540	490	400	410	110	9
BAP4541	575	535	450	460	110	10
BAP5041	655	615	500	510	115	14
BAP5661	725	670	560	575	115	16
BAP6361	805	750	630	645	125	21

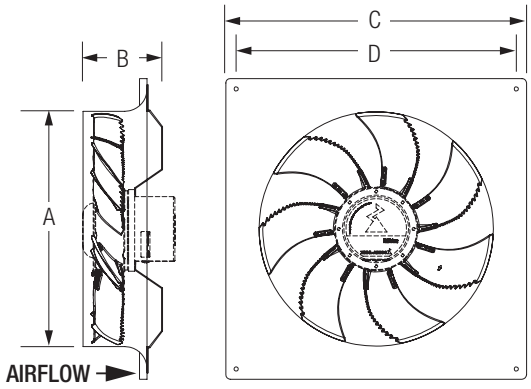

Technical

Model	BAP2541	BAP3041	BAP3541	BAP4041	BAP4541	BAP5041	BAP5661	BAP6361
Supply	220-240V AC, 50Hz							
Max. Operating Temp	50°C		60°C	40°C	60°C			50°C
IP Rating	IP44							

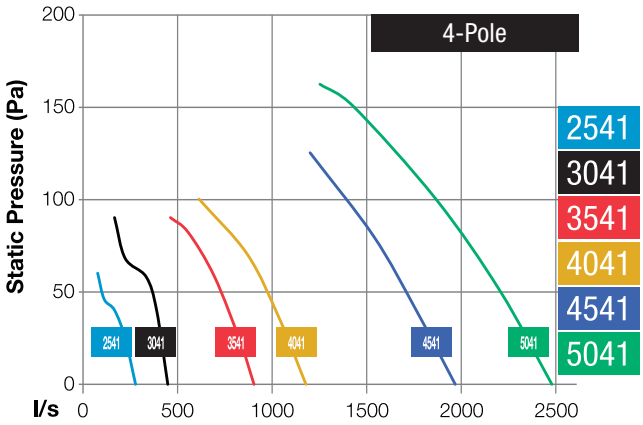

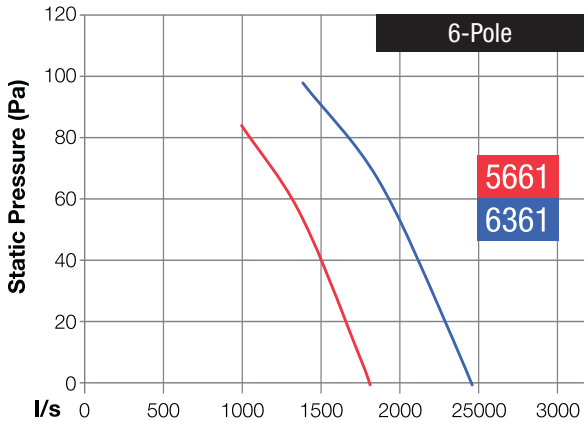

Frame Fans

These fans are designed for use in computer rooms or applications where the introduction of cool air is required for small enclosed spaces.
2 year warranty.

Classic	Duct (mm)	Fan Type	Max. Fan Watts (W)	Max. Fan Pressure (Pa)	Free Air Fan Performance		Specific Fan Power (W/l/s)	Sound dB(A)	Switching	Model	Order Code
					(l/s)	(m^3/hr)					
	150	Axial	18	91	105	380	0.17	38	Standard	FF150	FAN1043
	120	Axial	15	62	38	138	0.39	42	Standard	FF120	FAN0397

Accessories

Model	Finger Guard	Finger Guard (Metal)
FF150	FAN0841	-
FF120	FAN0413	FAN0412

Dimensions (mm)

Model	A	B	C	B	E	F
FF150	51		150		172	160
FF120	40		120		120	105

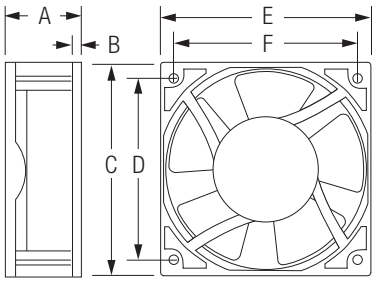

Technical

Model	FF150	FF120
Supply	220-240V AC, 50Hz	
Max. Operating Temp	70°C	80°C
IP Rating	IPX2	IPX4

Ducting

Aluminium Flexible Duct x 3m

150mm	DCT0330
125mm	DCT0329
100mm	DCT0328

Insulated Acoustic Duct x 3m

150mm	DCT0633
125mm	DCT1164
100mm	DCT1216

PVC Flexible Duct

150mm x 3m	DCT0338
125mm x 4m	DCT0337
100mm x 5m	DCT0336

Semi-Rigid Duct x 3m

150mm	DCT0116
125mm	DCT0115
100mm	DCT0114

Duct Accessories

Inline Backdraught Shutters

150mm PVC	DCT0511
125mm PVC	DCT0036
100mm PVC	FAN0213

Duct Joiners

150mm Metal	DCT0059
125mm Metal	DCT0037
100mm PVC	DCT0159

Door Grille

Door Grille	FAN0159

Duct Connectors

Cable Ties - 125mm	FAN0281
Cable Ties - 100mm	FAN0274
Duct Tape - 48mm x 5m	DCT0173
Duct Tape - 48mm x 30m	DCT0807

Interior/Soffit Grilles

Low Profile Grilles - Round White Plastic

150mm	DCT1067
125mm	DCT1090
100mm	DCT1089

Low Profile Grilles - Square White Plastic

150mm	DCT2225
125mm	DCT2224
100mm	DCT2223

Low Profile Grilles - Round Black Plastic

150mm	DCT4315

Low Profile Grilles - Square Black Plastic

150mm	DCT4314

Eggcrate Grilles - White Plastic

150mm	DCT0473
125mm	DCT0472
100mm	DCT0375

Exterior Grilles

Weatherproof Cowls - White Plastic
(includes flap and bird mesh)

150mm	DCT1031
125mm	DCT1030
100mm	DCT0018

Weatherproof Cowls - Black Plastic
(includes flap and bird mesh)

150mm	DCT4316

Weatherproof Cowls - Stainless Steel
(includes flap and bird mesh)

150mm	DCT3616
125mm	DCT3615
100mm	DCT3614

Gravity Shutter Grilles - White Plastic

150mm	DCT0066
125mm	DCT0044
100mm	DCT0029

Gravity Shutter Grilles - Black Plastic

150mm	DCT4320

Gravity Shutter Grilles - Stainless Steel

150mm	DCT2147
125mm	DCT2146
100mm	DCT2145

Accessories

Exterior Grilles

Fixed Louvre Grilles - White Plastic

150mm	DCT0063
125mm	DCT0041
100mm	DCT0025

Fixed Louvre Grilles - Black Plastic

150mm	DCT4319

Extraction Grilles

Circular Extraction Grilles - White Plastic

150mm	DCT2187
125mm	DCT2186
100mm	DCT2185

Roof Cowl Kits

General Purpose with Flashing & HDPE Tube

150mm	DCT0172

General Purpose with Lead Flashing & HDPE Tube

150mm	DCT1095

Heavy Duty with Flashing & HDPE Tube

150mm	DCT0710

Fan Timers

Fixed Run On Time

Run On Time	Code
1 min / 7 min	FAN0372

Adjustable Fan Run-On Timer

Run On Time	Code
0 sec to 20 mins	FAN2444

Adjustable Towel Heater Timer

On Time	Code
1 to 10 hours	FAN7048

Transformers

Electronic Transformer 12V AC, 50KHz

Transformer	FAN2101

SELV Isolating Transformer 12V AC

Transformer	FAN0436

Thermostats

Electronic Temperature Sensor Thermostats

Touch Screen Automated	FAN5555
Mechanical	FAN5856

Humidistat Controller

Dry and Damp Control Settings

15-200W Switching Capacity	FAN6085

Speed Controllers

For XF/XP/WF 230/300 Fans*

2 Speed + Reverse	FAN0155
Adjust Speed + Reverse	FAN0156

** Load must be between 20-200W*

For XF/XP/WF 230/300 Fans

Adjustable Speed	FAN0157

General Purpose up to 500W

ON-OFF + Adjustable	FAN2104

Fan Mounting Brackets

Centrifugal Fan Mounting Bracket Pairs

Duct Size: 100-200mm	FAN0015
Duct Size: 250-315mm	FAN0016

Replacement Lamps

LED MR16

230V AC White GU10 4.5W	LHT0210
230V AC Silver GU10 4.5W	LHT0211
12V DC Silver GX5.3 3W	LHT0221
36D Silver GU10 4.5W	LHT0921
R80 Frosted 8W	LHT0979
Integrated 10W Silver Rim	LHT1085
Integrated 10W White Rim	LHT1047
Integrated 10W No Rim	LHT1107

Infrared Heat Lamps

R125 ES 275W	LHT0081
214mm Linear R7S 1000W	LHT0326