

OL WL 200 OP 1600 830 WH

Item number EL10710803
GTIN 4015120710803



Technical data

GENERAL	
Device category	Wall light
Product information	Intense sunlight over a longer period of time can change the color tone.
Remote controllable	-
Conformity	CE, EAC, RoHS, WEEE
Warranty	3 years
ATTACHMENT	
Installation type	Surface mounting
Installation position	Wall
Type of connection	Screwed terminal
Connectable wire cross section	1.5 - 2.5 mm ²
Number of contacts	3
HOUSING	
Dimensions	Length 205 mm x Width 184 mm x Height/Depth 143 mm
Weight	764 g
Material	Aluminium and UV-stabilised plastic
Protection type	IP55
Permissible ambient temperature	-25 °C...+50 °C
Colour	white, similar to RAL 9016
Glow wire test in accordance with IEC 60695-2-10	650 °C

ON/OFF	LED 3000 K	CRI 80	Phi 1600 lm	P 16.5 W	96 lm/W	IP55

Product description

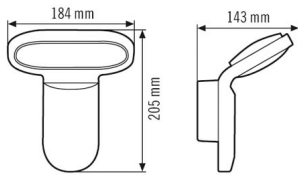
- LED light
- Design lamp made of die-cast aluminium and plastic
- Rated output P: 16.5 W, light colour approx. 3000 K white

ELECTRICAL VERSION	
Control system	ON/OFF
Protection class	II
Nominal voltage	230 V ~ / 50 Hz
In-rush current	6.5 A / 98 µs
Leakage current	0.01 mA
LIGHT	
Diffuser	opal
Light emission	direct
Beam angle	90 °
Flicker factor	<10 %
Rated output P	16.5 W
Luminous flux	1600 lm
Luminous efficacy	96 lm/W
Colour temperature	3000 K
Colour rendering index Ra	> 80
Colour tolerance	4 SDCM
L70B10 lifetime at 25 °C	80000 h
Life time L70B50 at 25 °C	100000 h
Life time L80B10 at 25 °C	50000 h
Life time L80B50 at 25 °C *	65000 h
Life time L90B10 at 25 °C	25000 h
Life time L90B50 at 25 °C	30000 h

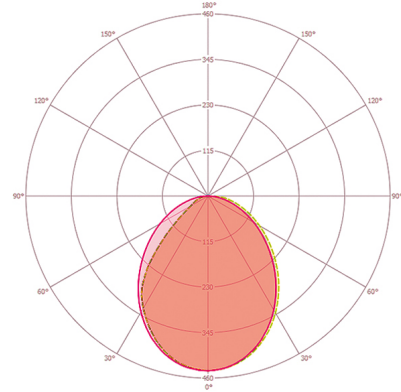
OL WL 200 OP 1600 830 WH

Item number **GTIN**
 EL10710803 4015120710803

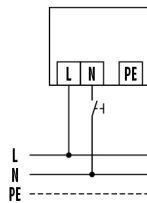
Dimension drawing



Light distribution

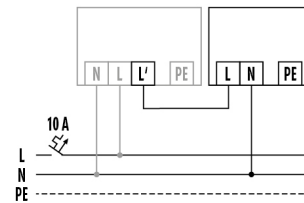


Circuit diagram



Standard operation with on/off switch.

Circuit diagram



Controlled by an automatic light, e.g. the AOL 100 or AOL 200.

Detailed product description

- Design lamp made from die-cast aluminium
- Rated output P: 16.5 W, light colour 3000 K white
- One-hand plug-base installation
- Covered connector base with large wiring space
- Diaphragm line entrance for quick and easy installation
- Plug-in terminal for through-wiring of the protective conductor included