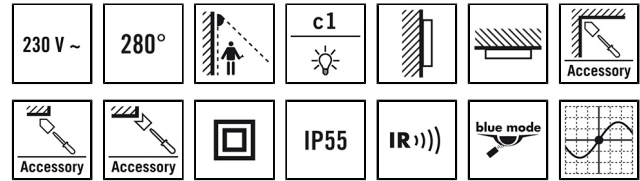


DEFENSOR MD 280° 40 IR 1C IP55 WH

Item number **GTIN**
EM10025396 4015120025396



Product description

- Motion detector with 280° field of detection and range with 40-m diameter (tangential)
- 360° anti-creep protection for unbroken coverage (can be deactivated)
- Factory settings ensure immediate operability
- Flexible sensor head for wall and ceiling mounting
- Through-wiring thanks to double diaphragm line entry, including for earthing cable with a diameter of 15 mm
- Very high overvoltage protection (surge 2 kV, burst 4 kV)
- Zero-cross switching for LED switching that protects the relay

Offers special product features like:

- One-hand plug-in base
- Time-dependent operation modes, intelligent vandalism and sabotage protection, motion direction-dependent switch-off delay time, creep protection
- Simple parameterisation, remote control and documentation with ESY-Pen and ESY-App
- Zero-cross switching

Technical data

GENERAL	
Device category	Outdoor motion detector
Product information	Please note the Explanation of circuit breaker in the download area of the product!
User interface	IR remote control
Remote controllable	✓
Conformity	CE, EAC, RoHS, WEEE
Warranty	5 years
ATTACHMENT	
Installation type	Surface mounting
Installation position	Ceiling / wall
Type of connection	Push terminal
Connectable wire cross section	0.75 – 2.5 mm ²
Number of contacts	5
HOUSING	
Dimensions	Length 138 mm x Width 92 mm x Height/Depth 107.5 mm
Weight	275 g
Material	UV-resistant plastic
Protection type	IP55
Permissible ambient temperature	-25 °C...+50 °C
Relative humidity	10 – 90%, non-condensing
Impact resistance	IK07
Colour	white, similar to RAL 9003
ELECTRICAL VERSION	
Control system	ON/OFF

Protection class	II
Nominal voltage	220 – 240 V ~ / 50 – 60 Hz
In-rush current	800 A / 200 μs
Stand-by consumption	< 0.5 W

SENSORS	
Detection angle	280° (3 x 95° separately adjustable) and 360° creep protection vertically tiltable by +90°/-10°
Detection range diagonally	∅ 40 m
Detection range head-on	∅ 10 m
Detection range creep protection	∅ 4 m
Field of detection	up to 979 m ²
Range adjustment	Mechanical, electronic
Recommended installation height	3 m
Max. mounting height	6 m
Light measurement	Daylight
Level of brightness	2 – 2000 lx

CHANNELS (LIGHTING / HVAC)	
Number of light channels	1
Push button input lighting	1
Push button input HVAC	–
Number of parallel switchable detectors	10
Slave input	–
Constant light control	–
Integrated timer	✓
Channel	C1 Lighting
Function	Switching

DEFENSOR MD 280° 40 IR 1C IP55 WH

Item number	GTIN
EM10025396	4015120025396

Switching capacity	230 V/50 - 60 Hz 2300 W / 10 A (cos phi = 1), 1150 VA / 5 AX (cos phi = 0,5) 600 W LED
Switch contact	make contact / non-floating

Push button input	✓
Impulse mode	✓
Switch-off delay time	60 s...240 min (adjustable in steps)

Factory settings

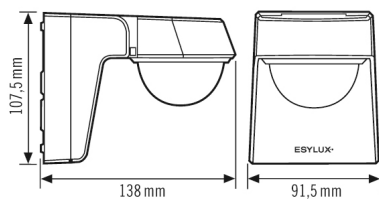
GENERAL	
Sensitivity	100 %
CHANNELS (LIGHTING / HVAC)	
Channel	C1 Lighting

Operating mode	fully automatic
Level of brightness/switching threshold	20 lx
Switch-off delay time	5 min

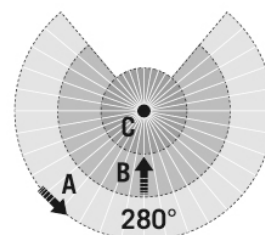
Accessories

Product designation	Item number	Product description	GTIN
Adapter			
DEFENSOR SPACER WH	EM10025426	Spacer for DEFENSOR series, white	4015120025426
Mounting			
DEFENSOR EDGE MOUNTING WH	EM10025419	Corner bracket for DEFENSOR series, white	4015120025419
Remote control			
ESY-Pen	EP10425356	ESY-Pen and ESY-App, two tools for every task: (1) Parameterisation, (2) remote control, (3) light measurement, (4) project management	4015120425356
DEFENSOR REMOTE CONTROL	EM10025501	IR remote control for quickly and easily adjusting the level of brightness, switch-off delay time, detection sensitivity and other parameters.	4015120025501
DEFENSOR REMOTE CONTROL USER	EM10025495	IR remote control for end users of the DEFENSOR series: Setting the level of brightness, the switch-off delay time (5 or 15 minutes) and light ON/OFF for 12 hours	4015120025495

Dimension drawing



Field of detections



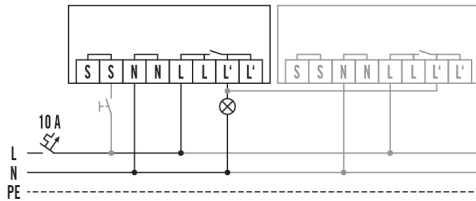
Detection range

Diagonally (A)	Ø 40 m
Frontal (B)	Ø 10 m
creep protection (C)	Ø 4 m

DEFENSOR MD 280° 40 IR 1C IP55 WH

Item number **GTIN**
EM10025396 4015120025396

Circuit diagram



Standard with optional control via a closing button and parallel wiring of max. ten devices.

Detailed product description

- Motion detector with 280° field of detection and range with 40-m diameter (tangential)
- Time-dependent operating modes
- Intelligent vandalism and sabotage protection (light switches on in the event of a malfunction)
- 360° creep protection for unbroken coverage (can be deactivated)
- Switch-off delay times based on motion direction detection
- Password protection against unauthorised parameterisation
- Factory settings ensure immediate operability
- Easy to configure using the ESY Pen and ESY app
- Flexible sensor head for wall and ceiling mounting
- Quick installation using push terminals up to 2.5 mm²
- Through-wiring thanks to double diaphragm line entry, including for earthing cable with a diameter of 15 mm
- Masking of fields of detection thanks to the lens mask that can be cut to size
- Customisable sensitivity of fields of detection
- Very high overvoltage protection (surge 2 kV, burst 4 kV)
- Zero-cross switching for LED switching that protects the relay
- Switch input
- Impulse feature
- Special bracket for mounting on inner and outer corners, available as accessory